



ES

SELF-CHARGING HYBRID

ES 300h



ES

At Lexus, we have a lot to be proud of. A leader in luxury car electrification for nearly 20 years. Over 2.5 million Lexus Self-Charging Hybrids* on the road across the globe. Cars that stand out for their sophistication, proven quality and award-winning reliability.

These are impressive facts, but for Lexus, performance is more than just numbers. And electrification is more than just batteries and motors.

It's the chance to define a new kind of driving pleasure, where each journey radiates confidence, control and comfort. With your Lexus responding instantly to your every move, you'll enjoy a luxury that is personal, a luxury rooted in the uniquely crafted connection between car and driver.

Just drive the ES 300h Lexus Self-Charging Hybrid* sedan and you'll know what we mean.

This is Lexus Electrified**.

* 'Self-Charging Hybrid' combines a petrol engine and one or more electric motors.

Please read pages 22-23 for more information.

** 'Electrified' refers to a range of powertrains, some of which still use petrol next to electricity.
Please read page 20-21 for more information.



01. FEEL STRIKING
Pages 04-07

02. FEEL EXHILARATED
Pages 08-11

03. FEEL LUXURIOUS
Pages 12-15

04. FEEL CONNECTED
Pages 16-17

05. FEEL PIONEERING
Pages 18-21

06. MODEL
Pages 22-23

07. GRADES
Pages 24-27

08. FEATURES
Pages 28-41

09. ACCESSORIES
Pages 42-43

10. COLOURS
Pages 44-45

11. EQUIPMENT
Pages 46-51

12. TECHNICAL DATA
Pages 52-53

13. FEEL VALUED
Pages 54-55




DARINGLY ELEGANT

ITS COUPÉ-LIKE PROFILE LENDS A PROVOCATIVE CHARACTER TO A CAR THAT EXEMPLIFIES SOPHISTICATION INSIDE AND OUT.

From the moment your eyes are drawn to it, the daring front grille and striking triple LED headlights of the ES 300h add a provocative edge to an executive sedan that has style and sophistication written all over it. The individual character of the ES owes much to its sleek roofline, inspired by a sports coupé as much as a spacious sedan, accentuating the car's low stance and enhanced aerodynamics. Distinctive wheels and Sonic Grey paintwork seem the perfect complement to the smart sportiness of this latest ES 300h, a Lexus that steps outside the conventional categorisation of an executive sedan. It's an intent that spills over to the driver, instilling instant confidence in the person behind the wheel.

TECHNOLOGY MEETS ARTISTRY

The roominess, luxury and practicality are all you would expect of an executive sedan with the Lexus signature 'L' proudly showcased on its front grille. As you walk around the graceful curves and lines, the elegant proportions that lend the ES 300h its enticing profile, and the intricate light configuration, you sense a fusion of technology and human artistry. Each element contributing to a level of refinement that makes this executive driving at its best. And makes you feel your best in turn.





SAVOUR THE MOMENT

IMPECCABLE ROAD MANNERS COMBINE WITH AN ULTRA-RESPONSIVE SELF-CHARGING HYBRID POWERTRAIN FOR MEMORABLE MOMENTS AT THE WHEEL.

The alluring coupe-like silhouette points to an executive sedan that yearns to be driven. And the moment will not disappoint. Charging itself as you drive, slow down or brake, the acclaimed 4th generation Lexus Self-Charging Hybrid* powertrain delivers rapid linear acceleration precisely when you require it, without the need to ever plug in. But it's how it feels that really impresses. The near silence of driving in EV mode. The ultra-refined cruising on the motorway.

Exuding power and control, the ultra-smooth Lexus Self-Charging Hybrid* is now more serene than ever. No detail has been overlooked in the quest for a drive befitting the executive nature of this car. Take, for instance, the shutters fitted to the bold grille, that help minimise road noise and turbulence. Or the intelligent use and location of lightweight materials, coupled with the improved rear suspension, that make for exemplary handling stability and ride comfort.

ALWAYS IN CONTROL

Now feel the car's pedals at your feet. They have been redesigned for a more engaging connection between driver and car as you accelerate or brake. Using Drive Mode Select to choose your preferred driving style, you can enjoy driving dynamics that were tuned and perfected by our elite team of engineers and Takumi master drivers. Taking corners with an assuredness that inspires, the ES 300h feels rock solid, its straight-line stability reassuring wherever you drive. Excitement is never at the expense of control.

On the open road, it's as if both car and driver are shedding their business suits for something more free, more relaxing, expressing their true character through the range of emotions that make up a journey at the wheel of the ES 300h. Confidence, fun, exhilaration.

Immersed in the driving experience, it is easy to forget that the ES 300h is more economical and efficient than most conventional executive sedans. You're enjoying significant fuel savings and low emissions, without having to worry about driving range.

* 'Self-Charging Hybrid' combines a petrol engine and one or more electric motors. Please read pages 22-23 for more information.

Screens shown in this brochure are based upon the latest available information at the time of printing.





FEEL LUXURIOUS

“It’s a feeling we try to create in Lexus cars, to make the owner and passengers feel totally at home.”

YASUO KAJINO,
ES CHIEF DESIGNER

THE BEAUTY WITHIN

EXPERIENCE THE INTERIOR HARMONY OF THE EXPERTLY CRAFTED ES CABIN.

To sit at the wheel of the ES 300h is to experience a special sense of interior harmony. Firstly, there’s the low yet ergonomic seating position and the Takumi-sculpted steering wheel, both creating a seamless connection between driver and car. There’s the sleek dashboard with instruments like Head-up Display positioned so you can concentrate on the road ahead. It’s like you’re in the journey even before the Lexus Self-Charging Hybrid* powertrain has set you in motion.

All around, you will be struck by the attention to detail and craftsmanship which are the hallmarks of the famed Lexus ‘Takumi’ artisans. Where you can’t see it, you can feel it. The sumptuous upholstery, is now available in stylish new colour like Ammonite Sand. Exquisite inlays such as the new Dark Bamboo typify the handcrafted appearance of the cabin. The classic black finish to the dashboard. All blending together serenely with a feeling of roominess to create a supremely relaxing environment that recalls the calmness and comfort of a living room.

PASSENGER COMFORTS DESIGNED TO DELIGHT

Your passengers will feel it too. In the near one-metre rear legroom they enjoy in seating which can be adjusted and heated from a panel on the centre armrest. In the luxury of Lexus Climate Concierge, which creates the ideal climate to suit passengers front and rear. And in the amazing 17-speaker Mark Levinson® Premium Surround Sound system which was specially developed for the ES, and is the perfect complement to an outstandingly quiet cabin, again the product of endless hours of audio work by sound engineers from Lexus and Mark Levinson®

* ‘Self-Charging Hybrid’ combines a petrol engine and one or more electric motors. Please read pages 22-23 for more information.





FEEL CONNECTED

SMART THINKING

TECHNOLOGY IS EVERYWHERE IN THE ES, MAKING YOU FEEL SAFER
AND MORE EMPOWERED THAN EVER AT THE WHEEL.

Whatever grade you choose, the ES 300h envelopes you with more technology than ever before, some of it appearing for the first time in a Lexus and much of it embodying the spirit of Omotenashi. This ancient Japanese philosophy of hospitality, grounded in anticipating another's needs even before they arise, underpins innovations at Lexus. Like an advanced air conditioning system which discharges minute nanoe™ X particles, helping inhibit viruses and bacteria on one hand, reducing odours on the other and at the same time moisturising your hair and skin.

BETTER CONNECTED

The clever Lexus Link+ app boasts an array of connected services as standard. Driving Analytics tracks your journeys and highlights business trips. Find my Car guides you back to your car. You can receive notifications if you leave a window open or forget to switch off the headlights. And from the comfort of your home, you can remotely defrost the ES's windscreen, activate hazard warning lights or even lock and unlock your car. What's more, with the Premium Connectivity pack, you get cloud-based navigation & Voice Assistant; Road Events & Real Time Traffic information and parking availability.

IN THE SAFEST OF HANDS

Feel reassured with Lexus Safety System + (LSS+), which incorporates advanced features on the ES 300h. Intersection Turn Assist detects oncoming vehicles and crossing pedestrians when turning at an intersection, while Emergency Steering Assist helps guide your steering movements when there is a vehicle, cyclist or pedestrian very close to or in your lane. Another innovation on the ES 300h is curve speed reduction, which automatically decelerates if speed needs to be reduced on a bend while using the Dynamic Radar Cruise Control. The Bladescan® Adaptive High-beam System helps you recognise road users and road signs more clearly and at a greater distance, yet without dazzling oncoming cars.



Screens shown in this brochure are based upon the latest available information at the time of printing.



FEEL PIONEERING

LEXUS ELECTRIFIED

In the 1990s, thirsty engines were the unchallenged norm for luxury cars. As the millennium turned, the world was waking up to global warming and the need to reduce emissions through electrification. A new drivetrain solution was required. And the first luxury carmaker to step up to the mark was Lexus.

With all key hybrid components developed and manufactured in-house, our electrified hybrids have proved themselves to be uniquely refined, exhilarating to drive and exceptionally strong.

Two decades on, with each electrified car we launch our dream at Lexus of zero-emission luxury travel edges ever closer to reality.



A PIONEER AND LEADER IN LUXURY CAR ELECTRIFICATION

Since the launch of our first luxury sedan over 30 years ago, Lexus has become a synonym for exceptional design, quality and refinement. Perhaps most importantly, we're also a pioneer and leader in luxury car electrification. A company that never stops innovating and working to anticipate drivers' needs. It's this unique approach that resulted in the world's first luxury hybrid in 2005 – the RX 400h SUV.



FEEL PROGRESSIVE

SELF-CHARGING HYBRID, PLUG-IN HYBRID OR ALL-ELECTRIC

Today, Lexus offers Self-Charging Hybrid*, Plug-in Hybrid and All-Electric models, with the majority of premium hybrids on the road sporting the Lexus badge. No other luxury carmaker can rival our experience in developing, building, servicing and recycling hybrids. Our Self-Charging Hybrids* do not require plugging in and are capable to drive some distance using no petrol when in Electric Vehicle (EV) mode.

Spearheading our new 'Lexus Electrified' vision, we introduced the first all-electric Lexus, the UX 300e. Marking the next chapter of electrification, the first Lexus Plug-in Hybrid, the NX 450h+, has extended our electrified line-up even further, along with the RZ 450e, built on a dedicated electric vehicle platform.



THE FUTURE IS 'LEXUS ELECTRIFIED'

Despite the tremendous success of our Lexus Self-Charging Hybrid* range, resting on our laurels is not an option. Which is why we developed the LF-30 'electrified' concept. Created to take electrified driving enjoyment to the next level, it takes an integrated approach to electrified powertrains, advanced posture control and electrification technologies. The LF-30's bold exterior and driver-centric cockpit embody everything that 'Lexus Electrified' stands for, whether it be in All-Electric, Plug-in Hybrid or Self-Charging Hybrid* form. Benefitting from over two decades of electrification experience, with its four in-wheel electric motors, steering-by-wire and Lexus Advanced Posture Control, it delivers a driving experience like no other.

* 'Self-Charging Hybrid' combines a petrol engine and one or more electric motors. Please read pages 22-23 for more information.



FEEL RESPONSIBLE

NEAR SILENT AT CRUISING SPEEDS

Lexus Self-Charging Hybrids are smooth and relaxing to drive. At higher speeds, the ultra-smooth petrol engine cuts in quietly and receives assistance from the electric motor when required. With the engine running at optimal speed, surplus power can be used to charge the battery. Alongside low emissions and fuel consumption, this near perfect distribution of petrol and electric power also provides the extraordinary driving enjoyment which characterises the ES 300h.

ALL-ELECTRIC AT LOWER SPEEDS

When starting off and at lower speeds, the powerful front electric motor propels the ES 300h, with electric power supplied by the hybrid battery. At this point you are enjoying near-silent 100% electric driving for a short distance.

FEEL THE DIFFERENCE OF DRIVING A LEXUS SELF-CHARGING HYBRID

WHAT IS A LEXUS SELF-CHARGING HYBRID?

Combining the power of an ultra-smooth petrol engine with one or more advanced electric motors, Lexus Self-Charging Hybrids have always set the benchmark for electrification of luxury cars. For your convenience, Lexus hybrids charge themselves while you drive, slow down or brake, meaning you can regularly drive in electric mode at lower speeds. You also never have to stop to charge, as the petrol engine always keeps the battery topped up and ready to go. Sit back and enjoy an amazing blend of power and control, content in the knowledge that your Lexus is more efficient and is producing fewer emissions than any conventional engine.

WHY IS ELECTRIFICATION IMPORTANT?

In order to curb greenhouse gases, we believe that effective vehicle electrification is essential. Since the launch of the RX 400h in 2005, the world's first electrified* luxury car, Lexus has taken the initiative in developing and promoting the widespread use of self-charging hybrids. As well as reducing the emissions of our cars, by 2050 we plan to achieve ever lower CO₂ emissions from all Lexus manufacturing plants and minimise their water usage**.

WHAT IS IT LIKE TO OWN A LEXUS HYBRID?

We work hard to ensure your Lexus Self-Charging Hybrid is a joy to drive and own. With over 500,000 Lexus hybrids on European roads today, all are built in a dedicated ultra-modern production plant in Japan to the exacting quality standards that consistently net Lexus hybrids reliability awards across the globe. Aside from the striking smoothness and refinement, you'll appreciate the substantially lower running costs – not just fuel, but reduced expenditure on brakes, tyres and other components, thanks to the regenerative braking and advanced power control systems.



REGENERATIVE BRAKING, NO PLUGGING IN

When decelerating, coasting, or when you come to rest, the petrol engine often turns off silently. On braking, or when you take your foot off the accelerator, regenerative braking harnesses your car's kinetic energy (this is wasted in conventional cars). The ES 300h converts this into electrical energy for storage in the hybrid battery, together with power generated whilst driving at higher speeds, which means it never needs plugging in.

RAPID LINEAR ACCELERATION

Lexus Self-Charging Hybrids are fun to drive. When you accelerate hard, the power of the electric motor instantaneously supplements the ES 300h's 2.5-litre petrol engine. Together they deliver a potent surge of torque, providing rapid linear acceleration precisely when you need it.

* 'Electrified' refers to a range of powertrains, some of which still use petrol next to electricity. Please read page 20-21 for more information.

** www.lexus.eu/environment

Screens shown in this brochure are based upon the latest available information at the time of printing.

Learn more: www.lexus.eu/hybrid

THE ES 300h

Powered by a 4th generation Lexus Self-Charging Hybrid* system, the ES 300h executive sedan features a chassis that allows for a dynamic exterior design and an extremely refined drive. Inside, it is exceptionally spacious and ultra-quiet, with a level of craftsmanship rarely found in this kind of car. Importantly for all on board, the ES is equipped with the latest Lexus Safety System + that resets benchmarks for safety performance.



01. 4TH GENERATION LEXUS HYBRID DRIVE

Equipped with the very latest Lexus Self-Charging* system, the ES 300h boasts extremely refined performance with better fuel efficiency and lower CO₂ emissions (115 g/km**) than conventional petrol- or diesel-powered executive sedans. It couples an ultra-efficient 2.5-litre Atkinson cycle four-cylinder petrol engine with a lighter, more compact electric motor. Total system power is 218 DIN hp/160 kW and combined cycle fuel consumption is from 5.1 l/100 km**.

02. HIGHLY EFFICIENT PETROL ENGINE

The 2.5-litre petrol engine incorporates fast-burn combustion technology that makes it one of the most thermally efficient engines ever built. The result is more power without increasing emissions or fuel consumption. Features that help achieve such impressive results include straight intake ports, increased valve angles and laser-finished valve seats. A variable capacity oil pump, multi-hole injectors, VVT-iE on the intake valves and a variable cooling system also contribute to the engine's impressive heat and combustion management.

03. ULTRA-SMOOTH HYBRID TRANSMISSION

Engineered to smoothly blend power delivered by the electric motor/generator and 2.5-litre engine, this transmission utilises a multi-axle arrangement of the electric motors to reduce the overall length of the transaxle by nearly 30 mm. The traditional planetary gear set is replaced by a parallel shaft gear and a multi-function gear. This incorporates a power split planetary ring gear, parking gear and counter drive gear into one compact unit.

04. COMPACT HYBRID BATTERY

Engineered to last the life of the car, the nickel-metal hydride battery, which powers the electric motor and stores power generated by driving and braking, is positioned underneath the back seat instead of in the boot. This is made possible by minimising the height of the battery and the adoption of a more compact cooling system. Placing the battery under the seat not only frees up luggage space, it also improves weight distribution for better handling.



* 'Self-Charging Hybrid' combines a petrol engine and one or more electric motors. Please read pages 22-23 for more information.
** WLTP figures. For more information regarding the new WLTP test method, please visit: www.lexus.eu/wltp#nedc



COMFORT

17" alloy wheels, medium grey machined finish design, 215/55 R17 tyres
Headlights, bi-LED with Automatic High Beam (AHB)
Privacy glass*
Glass sunroof, electric tilt/slide
Body-coloured rear spoiler
Lexus Safety System + and Blind Spot Monitor (BSM)
Lexus Link Connect with 8" touchscreen display**
Lexus Link Cloud-based Navigation
Tahara trim with Black Grain inlays
8-way electrically adjustable, heated front seats
Electronic climate control with S-Flow and nanoe™ X technology



GRADES

EXECUTIVE (in addition to COMFORT)

18" alloy wheels, dark grey machined finish design, 235/45 R18 tyres
Leather upholstery with choice of wood styles
10-way electrically adjustable driver seat with extending seat cushion
Driving position memory - 3 user profiles
Vented front seats
Rear window sunshade, electric



LUXURY (in addition to EXECUTIVE)

18" alloy wheels, hyper-chrome coating, 235/45 R18 tyres
Front and rear performance dampers
Panoramic View Monitor (PVM) with rear pedestrian detection
17-speaker Mark Levinson® Premium Surround Sound System with PurePlay
Semi-aniline leather upholstery with choice of wood styles
Front passenger seat position memory - 3 user profiles
Electrically reclining, heated outer rear seats
Electronic climate control, 3-zone
Rear side window sunshades, manual



* Equipment availability may differ in certain markets or options may be shown.

** Premium Connectivity pack is included with Lexus Link Connect and Lexus Link Pro for the first 4 years of ownership, and renewable thereafter on a subscription basis.

01. REAR SPOILER

A bespoke rear spoiler enhances the aerodynamic performance of the ES 300h.

02. REAR BUMPER

The ES 300h rear bumper moulding creates a strong and powerful stance.

03. BI-LED HEADLIGHTS

Providing excellent visibility at night, these energy-saving headlights use the same light source for both high and low beam. They come with distinctive Lexus-signature L-shaped Daytime Running Lights.

04. TRIPLE LED HEADLIGHTS

These headlights consist of three ultra-small LED units that deliver exceptional light distribution in an appealing design. Equipped with sequential turn signal indicators which create a dynamic flow of light to convey the intended change of direction, they come with multi-weather lights to help maintain a good field of view in foggy driving conditions.

05. 17" ALLOY WHEELS

This two-tone design combines a machined finish with a medium-grey metallic coating. Widening towards the rim, the spoke surfaces merge to create overall thicker spokes, enhancing the aerodynamic performance.

06. 18" ALLOY WHEELS

The redesigned two-tone colour scheme combines a machined finish with a dark-grey metallic coating to create a sporty and luxurious look.

07. 18" ALLOY WHEELS

Noise-reducing wheels with a hyper-chrome metallic coating. The wheel size is accentuated by five dynamic multi-spindle spokes.

08. CORNERING LIGHTS

LED cornering lights provide extra illumination to the area close to the car when turning left or right or when cornering.

09. COUPÉ-LIKE SILHOUETTE

In a break with past generations, the design features a sleek roofline that emphasises the vehicle's lower stance and smooth aerodynamics.

10. MULTI-WEATHER LIGHTS

When fitted with Adaptive High-beam System (AHS), multi-weather lights reduce glare when light is projected forward in foggy conditions at night.

11. SUNROOF

An electric, tilt and slide, glass sunroof adds a feeling of freedom, spaciousness and light to the ES cabin.

12. HANDS-FREE POWER BOOT LID

For convenient loading and unloading, the ES is available with a hands-free power boot lid. This can be opened and closed simply by moving your foot in front of a sensor located underneath the rear bumper while you are carrying the smart key.



01. DRIVER-FOCUSED COCKPIT

To reduce eye movement and distraction, the 12.3" touchscreen is easier to use, with all important instruments and displays positioned close to their view ahead. For seamless interaction, frequently used controls, such as Drive Mode Select, are concentrated around the driver.

02. S-FLOW CLIMATE CONTROL / CLIMATE CONCIERGE

S-Flow Climate Control intelligently manages the interior climate according to ambient conditions, ensuring excellent comfort and fuel economy. It can even detect if seats are occupied, and regulate the climate accordingly. On the ES 300h, a sensor detects cabin humidity and cabin/windscreen temperature to ensure the windscreen does not fog up. Climate Concierge also discharges minute nanoe™ X particles, helping inhibit viruses and bacteria on one hand, reducing odours on the other and at the same time moisturising your hair and skin.

03. STEERING WHEEL

This three-spoke steering wheel combines real leather with finely grained wood and fits snugly and comfortably into your hands. Available with heating for colder mornings, switches control audio, telephone, voice recognition, multi-information display, Dynamic Radar Cruise Control and Lane Tracing Assist.

04. HEATED AND VENTILATED SEATS

Seat heaters are available for the driver and front passenger on the ES. On hot days, taking cold air directly from the air conditioner, the unit helps cool the occupants quickly. In addition, heated rear seats are available.

05. LEATHER SEATS

The smooth leather or semi-aniline leather seats on the ES are an outstanding example of the highest levels of Japanese 'Takumi' craftsmanship. The leather is of impeccable quality and the stitching is executed with immense precision.

06. FRONT SEAT ADJUSTMENT

The ergonomic driving position reduces fatigue and provides an excellent feeling of envelopment. Up to 16-way seat adjustment mechanisms allow various driving positions for a wide range of drivers (up to 14-way for front seat passengers). For long journeys, up to 4-way lumbar support adjustment is available on the Executive and Luxury grades.

07. REAR SEAT CONTROL PANEL

A control panel allows rear seat passengers to operate the air conditioning, audio, rear seat heater, rear seat reclining and sunshade.

08. REAR SUNSHADE

To enhance comfort in hot weather, a powered rear sunshade is available, which rear seat passengers can adjust for the rear, door and rear quarter windows.



01. AERODYNAMICS

The ES features a near-flush under body that not only contributes to good fuel economy but also reduces wind noise and turbulence. To prevent noise from entering the cabin, door seals were improved, holes in the chassis and upper back of the car were minimised and the body sealant and panel alignment optimised. The optimised grille shutter features an air guide to reduce wind noise.

02. HYBRID ACOUSTICS™

Hybrid Acoustics™ uses a 3-layer dash inner silencer in which a noise insulation sheet is installed between two felt layers. This means travelling in the ES 300h is always a highly rewarding experience, even at higher speeds.

03. HIGH RIGIDITY / LIGHTWEIGHT BODY / SUSPENSION

The ES has an extremely rigid body in order to deliver a ride that is particularly refined and stable. Constructed using Laser Screw Welding and advanced adhesive technology, that along with the extensive use of lightweight materials has helped minimise weight to improve fuel economy. In addition, the suspension tower brace in the engine bay and the redesigned rear suspension member further strengthen the rigidity of the body.

04. SWING VALVE SHOCK ABSORBER*

A swing valve shock absorber has been engineered for the ES 300h. Generating damping force for low-speed driving and motorway cruising, it delivers excellent steering response and stability, as well as superb ride comfort for all on board.

05. ACTIVE NOISE CONTROL

Active Noise Control suppresses any booming noise in the cabin generated by the engine. Noise-cancelling waves are outputted through the car's speakers which reduce the booming effect throughout the car.

06. DRIVE MODE SELECT

The Drive Mode Select switch is positioned beside the meter hood bezel so that it can be operated without compromising your line of sight or changing your driving position. Eco, Normal and Sport modes are standard.

07. ELECTRIC POWER STEERING

A steering rack mounted Electric Power Steering, as opposed to a conventional steering column mounted system, gives more refined feedback from the road and a sense of unity with the car.



01-02



03



04



05



06



07

01. 10-SPEAKER SYSTEM

The ES is available with a 10-speaker audio system which faithfully reproduces the original sound while retaining the whole live ambience of the music. Digital signal processing technology is used to reproduce CD-quality sounds from MP3 compressed audio files. The speakers at the side of the instrument panel have been installed at the optimum angle for achieving a dynamic and rich sound field. Thus, sound is efficiently delivered to the listener from the speakers both directly as well as indirectly, having been reflected off the car windows.

02. 17-SPEAKER MARK LEVINSON® PUREPLAY

The design architecture of the breakthrough Mark Levinson® PurePlay system was created to immerse driver and passengers in the most powerful, precise and pure audio experience yet. PurePlay leverages multiple technologies to provide outstanding in-vehicle performance: precision staging, world-class speaker design and placement, and unparalleled tuning and decompression technology. A total of seven Unity™ speakers are placed at shoulder height around the cabin, enhancing acoustics and creating a tonal synergy. The system also features two elliptical subwoofers in the front doors and the biggest subwoofer yet (265 mm) underneath the rear window.

03. OPTITRON INSTRUMENTATION

The ES 300h features crisp and clear Optitron instrumentation with a central 7-inch TFT (Thin Film Transistor) LCD (Liquid Crystal Display).

04. HEAD-UP DISPLAY

Vehicle data is projected in colour directly onto the windscreen. The Head-Up Display, measuring 260 mm x 97.5 mm, lets you check data like navigation commands, audio settings or safety features without taking your eyes off the road ahead.

05. EMERGENCY RESPONSE SYSTEM-eCALL

For your safety, eCall provides both manual and automatic emergency call functionality. Following a collision with airbag deployment, emergency services are automatically contacted and receive the vehicle's exact location and identification. You can also reach emergency services by pressing the emergency call button at any time.





01. LEXUS LINK MULTIMEDIA

Much faster and easier to use, with improved resolution on the 12.3" touchscreen (Lexus Link Pro with embedded hybrid navigation), Lexus Link Multimedia is the first system of its kind to use cloud navigation to regularly update your maps and traffic data. It also includes the "Hey Lexus" voice assistant.

02. SMARTPHONE INTEGRATION

With wireless Apple CarPlay® and Android Auto®, the ES allows you to easily display and access some of your smartphone's apps on the central display screen.

03. LEXUS LINK - CONNECTED SERVICES

Connecting to the new Lexus Link+ app transforms your ES into a connected car. Lexus Link gives you seamless access to connected services like:

- Driving Analytics: Tracks your journeys, driving style and lets you record business trips
- Hybrid Coach: Helps you drive your ES 300h more efficiently
- Find my Car: Locates and guides you back to your Lexus
- Share to Car¹: Lets you plan a route on another device and send it to your Lexus
- eCare: Lets you manage the service and maintenance of your ES
- Warning Lights: Explains the meaning of each warning light and any action you should take
- Car status: Notifies you if you've left the car windows open or forgotten to switch off the headlights. You can also check if your car is locked
- Remote Control: Remotely defrost your windscreen, lock and unlock your ES, from the comfort of your home

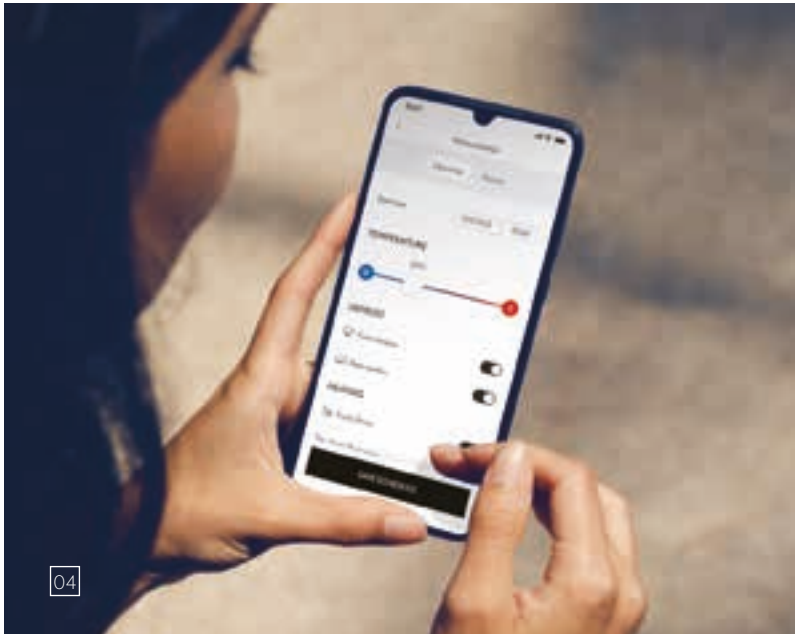
04. LEXUS LINK PREMIUM CONNECTIVITY

As an ES owner, you'll get the all benefits of Lexus Link Standard Connectivity free of charge over the entire lifetime of your car. The Lexus Link Premium Connectivity pack is also free for the first 4 years of ownership, and thereafter on a subscription basis. It includes pioneering features such as:

- Cloud-based navigation & Voice Assistant
- Road Events & Real Time Traffic information
- On- and off-street parking availability
- Remote Climate²: The ES offers remote control of air conditioning, steering wheel heating and seat heating

05. WIRELESS SMARTPHONE CHARGER

You can charge compatible smartphones via the inductive wireless battery charger, conveniently positioned on the ES's centre console.



¹ Features are shown here for illustration purpose only. Please consult your Lexus retailer information on which are available in your Country and for your car model.

² Remote climate control features may not be available in your area based on local legislation. Please consult your Lexus retailer information on which are available in your Country and for your car model.

Screens shown in this brochure are based upon the latest available information at the time of printing.

01. LEXUS SAFETY SYSTEM +

On its launch, the ES 300h was named both 'Safest Large Family Car' and 'Safest Electric/Hybrid Car' by Euro NCAP. Innovative technologies such as Lexus Safety System + that includes a pioneering Pre-Collision System, now with pedestrian detection at night and bicycle detection during daytime.

02. PRE-COLLISION SYSTEM

Capable of detecting oncoming vehicles and pedestrians during daytime, the Pre-Collision System can detect pedestrians at night and bicycles during daytime. To achieve this, the camera sensitivity and dynamic range help reduce accidents in the dark, for example, when a pedestrian in front of an oncoming vehicle is difficult to see due to the vehicle's lights. Furthermore, the millimetre wave radar detection area angle is wide, enabling bicycles to be detected during daytime. If the system judges that the possibility of a collision is high, the brakes are automatically applied to support collision avoidance, or reduce damage in the event of a collision.

03. DYNAMIC RADAR CRUISE CONTROL

The system uses the millimetre wave radar sensor and camera to detect the preceding vehicle and provide control to maintain an appropriate distance. If the preceding vehicle stops, the system will stop the ES. When the preceding vehicle starts off again, the ES will start off and continue following. This system reduces the burden on the driver in situations requiring frequent starting and stopping.

04. EMERGENCY STEERING ASSIST

When a vehicle, pedestrian or cyclist is very close to or in your path of travel, Emergency Steering Assist on the ES will assist your steering movements to enhance the car's stability and prevent accidental lane departure.

05. LANE TRACING ASSIST

Lane Tracing Assist helps the driver keep the vehicle in the centre of the lane. It is also capable of providing assistance when driving around bends with a tighter radius than the previous system. If the system determines that there is a possibility of the vehicle departing from the lane, it will switch to departure prevention control, providing support for returning the vehicle to the centre of the lane.

06. ROAD SIGN ASSIST

The Road Sign Assist (RSA) system on the ES recognises traffic signs and provides information to the driver in the multi-information display. Linked to Dynamic Radar Cruise Control (DRCC), the vehicle's speed setting can be quickly reset in accordance with the speed limit recognised by RSA. All it takes is the touch of a button.

07. AUTOMATIC HIGH BEAM

Automatic High Beam detects oncoming vehicles at night and automatically dips the high beam headlights, reducing the danger of accidentally dazzling other drivers and allowing you concentrate on the road ahead.

08. INTERSECTION TURN ASSIST

Lexus Safety System+ can use Intersect Turn Assist to detect oncoming vehicles and pedestrians when turning right or left at an intersection.

09. CURVE SPEED REDUCTION

While using Dynamic Radar Cruise Control, Curve Speed Reduction will decelerate the car automatically when it determines the vehicle speed is too high for the curve you are negotiating.

LEXUS SAFETY SYSTEM +

01

02

03

04

05

06

07

08

09

01. AIRBAGS

Extending its safety performance even further, the ES has a comprehensive shield of ten airbags as standard. These include driver and front passenger airbags and knee airbags, side airbags front and rear, and curtain airbags covering all side windows.

02. BLADESCAN® ADAPTIVE HIGH-BEAM SYSTEM

After 13 years of research and development work – and marking another world-first for Lexus – optional BladeScan® Adaptive High-beam System (AHS) gives drivers an enhanced field of vision compared to conventional LED headlights. It works by projecting light from twelve LEDs onto a blade-shaped mirror rotating at 6000 rpm and then through a lens to produce a headlight beam. Exhaustive tests with BladeScan® AHS show that pedestrians and road signs can be seen earlier (56 m ahead compared to 32 m for conventional systems) and without the risk of dazzling other drivers.

03. PANORAMIC VIEW MONITOR

For easier driving in confined spaces, the Digital Panoramic View Monitor provides a live 360 view around and pre-recorded view under the car. It also creates a virtual 3D image of your ES, showing the vehicle as if seen from diagonally, with on-screen guides to assist manoeuvring and offers the following features:

- Side Clearance View lets you check the clearance when passing another vehicle on a narrow road.
- Cornering View helps avoid mounting curbs when cornering.
- Pre-Collision System & Parking Support Brake warns of a possible collision and will even take preventive action.
- A view under the ES helps you drive on rougher surfaces.

04. BLIND SPOT MONITOR

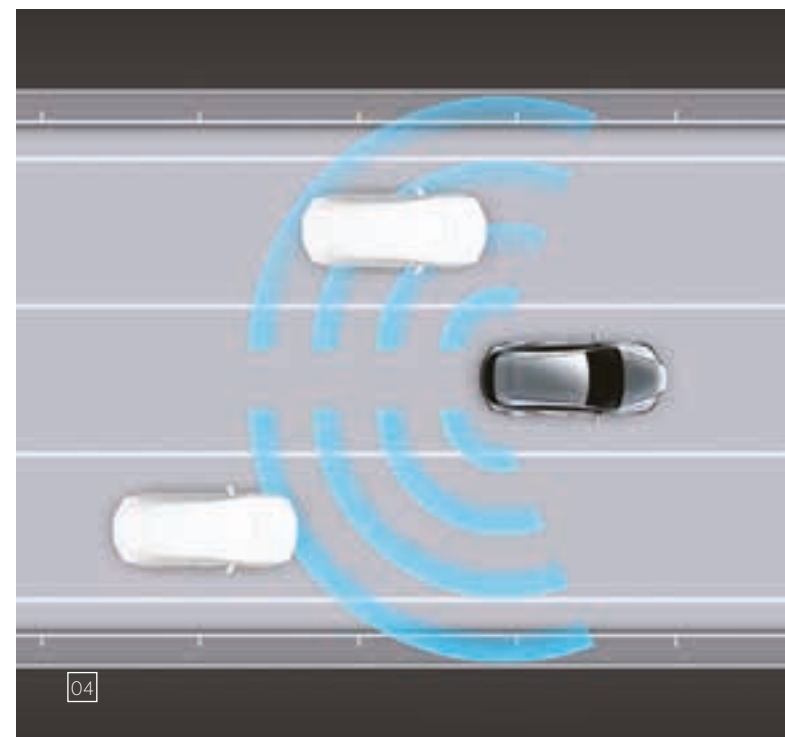
Radar devices mounted in the rear bumper detect vehicles in adjacent lanes that are not visible in the door mirrors. If the driver is indicating to change lane and a vehicle enters the blind spot, a warning signal appears in the relevant door mirror.

05. REAR CROSS TRAFFIC ALERT

Rear Cross Traffic Alert helps avoid parking collisions during low-speed reversing. The system monitors the area at the rear of the ES and adjusts speed if it judges there is a possibility of contact with a vehicle. When necessary, the system alerts you with a buzzer, a warning on the display and door mirrors, and will even brake if required.

06. TYRE PRESSURE WARNING SYSTEM

Receiving data from a sensor installed in each tyre, the multi-information display shows tyre pressure data and warns accordingly should pressure drop in one of them. The system can reduce the risk of a puncture, while helping to improve fuel economy and tyre life.



01. PROTECTION FILMS

Stone chips, UV rays, road salt, flying bugs – your vehicle’s paintwork is constantly under attack, spoiling its appearance and reducing your vehicle’s value. Now, you can maintain a showroom fresh appearance with Paint Protection Films. Virtually invisible when applied, they provide the ultimate in long lasting protection and are available for the most vulnerable areas of your vehicle.

02. ILLUMINATED SCUFF PLATES

Lexus scuff plates add a stylish design feature while also protecting the door sill paintwork. Their brushed aluminium finish is highlighted by subtle logo illumination.

03. RUBBER FLOOR MAT

Tailored fit rubber floor mats help protect your carpets against the very worst conditions that you or your passengers dare to tread inside.

04. TEXTILE FLOOR MAT

Luxurious yet protective black textile car floor mats. Made of sound-absorbing acuvelour, they are shaped for a perfect fit and the driver’s mat has dual safety fixings to prevent it slipping.

05. TRUNK LINER

Made of tough, flexible plastic with a non-slip surface pattern and a raised lip around the edges to comprehensively protect the luggage space carpet against mud, dirt, sand and liquids.

06. TRUNK MAT

This tough, practical and easy to clean mat gives you choices for the appearance and protection of your boot space.

07. VERTICAL CARGO NET

Strong, woven, black nylon net with two compartments for holding small items securely in your car’s boot area. The net fixes neatly on to pre-fitted side and floor hooks.

08. REAR BUMPER PROTECTION PLATE

Designed to protect the rear bumper paintwork against scratching when loading or unloading the boot, this accessory will keep your ES in perfect condition for many years to come.

09. 17" 10-SPOKE GLOSSY BLACK ALLOY WHEELS

The exclusive Lexus 10-spoke design of the glossy black 17" alloy wheel ideally complements the dynamic design of the vehicle. The alloy wheel is also available in a silver finishing.



01



02



03



04



05



06



07



08



09



COLOURS | EXTERIOR

SONIC WHITE 085	SONIC PLATINUM 1L2	SONIC TITANIUM 1J7
SONIC GREY 1L1	GRAPHITE BLACK 223	MORELLO RED 3R1
ICE ECRU 4X8	SUNLIGHT GREEN 6X0	DEEP BLUE 8X5

COLOURS | INTERIOR

TAHARA TRIM ¹				
	Black	Forest Brown	Hazel	Ammonite Sand
SMOOTH LEATHER ²				
	Black	Forest Brown	Hazel	Ammonite Sand
SEMI-ANILINE LEATHER ³				
	Black	Forest Brown	Hazel	Ammonite Sand
INLAYS ⁴				
	Black Grain	Sumi Black Walnut	Brown Walnut	Dark Bamboo

Please note: due to printing variances, actual paintwork colours may vary slightly from those illustrated.

¹ Tahara trim is standard on Comfort grade.
² Leather upholstery is standard on Executive grade.
³ Semi-aniline leather is standard on Luxury grade.
⁴ Black Grain inlays are standard on Comfort grade. Dark Bamboo, Sumi Black Walnut and Brown Walnut, are standard on Executive and Luxury grades.

EXTERIOR	COMFORT	EXECUTIVE	LUXURY
L-mesh signature grille with chrome garnish	■	■	■
Headlights, bi-LED	■	■	■
Headlights, triple LED	–	□	□
Headlight cleaners	■	■	■
Auto-levelling headlights, static	■	■	■
Auto-levelling headlights, dynamic	–	□	□
Daytime running lights (DRL), LED	■	■	■
Cornering lights, LED	■	■	■
Multi Weather Lights	–	□	□
Dusk sensor with follow me home function	■	■	■
Rear fog lights, LED	■	■	■
Acoustic glass, windscreen and front side glass	■	■	■
Water-repellent glass, windscreen and front side glass	■	■	■
Top shade, windscreen	■	■	■
Rain sensing windscreen wipers	■	■	■
Privacy glass ¹	■	■	■
Door mirrors, electrically folding	■	–	–
Door mirrors, electrically auto-folding, with reverse tilt function	–	■	■
Door mirrors, heated	■	■	■
Driver's door mirror, electro chromatic (auto-dimming)	■	■	■
Intelligent parking assist sensors, front and rear	■	■	■
Body-coloured rear spoiler	■	■	■
WHEELS			
17" alloy wheels, medium grey machined finish design, 215/55 R17 tyres	■	–	–
18" alloy wheels, dark grey machined finish design, 235/45 R18 tyres	○	■	–
18" alloy wheels, hyper-chrome coating, 235/45 R18 tyres	–	○	■

■ Available as standard.
○ Available as an option.
□ Available as part of a pack.
– Not available.

¹ Privacy glass availability may differ by market.

ACTIVE SAFETY & DRIVING DYNAMICS	COMFORT	EXECUTIVE	LUXURY
Acoustic Vehicle Alerting System (AVAS)	■	■	■
Active brake lights	■	■	■
Anti-lock Braking System (ABS)	■	■	■
Automatic High Beam (AHB)	■	■	■
BladeScan® Adaptive High-beam System (AHS)	–	□	□
Blind Spot Monitor (BSM) with Rear Cross Traffic Alert and Braking (RCTAB)	■	■	■
Drive Mode Select, Eco / Normal / Sport	■	■	■
Dynamic Radar Cruise Control (DRCC), all-speed	■	■	■
Electric Parking Brake (EPB)	■	■	■
Electric Power Steering (EPS)	■	■	■
Electronic Brake-force Distribution (EBD)	■	■	■
Electronically Controlled Braking-Regeneration (ECB-R)	■	■	■
Emergency Steering Assist (ESA)	■	■	■
EV (Electric Vehicle) mode	■	■	■
Front and rear performance dampers	–	–	■
Front cyclist detection, daytime only	■	■	■
Front pedestrian detection	■	■	■
Hill-start Assist Control (HAC)	■	■	■
Intersection Turn Assist (ITA)	■	■	■
Lane Tracing Assist (LTA)	■	■	■
Pre-Collision System (PCS)	■	■	■
Road Sign Assist (RSA)	■	■	■
Traction Control (TRC)	■	■	■
Tyre Pressure Warning System (TPWS) with Auto location	■	■	■
Vehicle Stability Control (VSC)	■	■	■
PASSIVE SAFETY			
2-stage airbags, driver and front passenger	■	■	■
Knee airbag, driver and front passenger	■	■	■
Curtain shield airbags	■	■	■
Side airbags, driver and front passenger, rear outer seats	■	■	■
Airbag cut-off switch, front passenger	■	■	■
Audible and visual seatbelts reminder, front and rear seats	■	■	■
Seatbelt pre-tensioners, front and outer rear seats	■	■	■
i-Size attachment, outer rear seats	■	■	■
ISOFIX attachment, outer rear seats	■	■	■
Pop Up Hood (PUH)	■	■	■

■ Available as standard.
○ Available as an option.
□ Available as part of a pack.
– Not available.

SECURITY	COMFORT	EXECUTIVE	LUXURY
Anti-theft system - siren	■	■	■
Anti-theft system - immobiliser	■	■	■
Anti-theft system - intrusion sensor	■	■	■
Anti-theft system - inclination sensor	■	■	■
Double door lock	■	■	■
Auto door locking	■	■	■
Wireless door lock	■	■	■
AUDIO, COMMUNICATION & INFORMATION			
7" colour multi-information display	■	■	■
Digital speedometer	■	■	■
Head-Up Display (HUD)	–	○	○
Lexus Link Pro - 12.3" touchscreen display	■	■	■
Lexus Link Pro Embedded Hybrid Navigation¹	■	■	■
Lexus Link Standard Connectivity	■	■	■
Lexus Link Premium Connectivity (4 years)¹	■	■	■
Bluetooth® mobile phone and audio connectivity	■	■	■
Smartphone integration (Wireless Apple CarPlay®, Wireless Android Auto™)	■	■	■
Wireless smartphone charger	○	○	○
10-speaker Pioneer® audio system	■	■	–
17-speaker Mark Levinson® Premium Surround Sound System with PurePlay	–	○	■
Antenna, shark fin design	■	■	■
Digital Audio Broadcasting (DAB) radio	■	■	■
2 USB ports, rear centre console²	■	■	■
4 USB ports, front centre console³	■	■	■
Active Noise Control (ANC)	■	■	■
Analogue clock with GPS function	■	■	■
Emergency Response System (eCall)	■	■	■
Parking assist monitor with on-screen guides	■	■	■
Panoramic View Monitor (PVM) with rear pedestrian detection	–	○	■
Steering wheel mounted controls, audio / display / phone / voice / DRCC / LTA	■	■	■

■ Available as standard.
○ Available as an option.
▣ Available as part of a pack.
– Not available.

¹ Premium Connectivity pack is included for the first 4 years of ownership, and renewable thereafter on a subscription basis.
² Two Type-C USB charging ports available in the rear centre console.
³ One Type-A USB multimedia port and one Type-C charging port are available in the front centre console. Further two Type-C USB charging ports are inside the front console box.

SEATS	COMFORT	EXECUTIVE	LUXURY
Upholstery, Tahara	■	–	–
Upholstery, Leather	–	■	–
Upholstery, Semi-aniline leather	–	–	■
Luxury front seats	–	–	■
Driving position memory (seat, steering wheel, outer mirrors) - 3 user profiles	–	■	■
Front passenger seat position memory - 3 user profiles	–	–	■
Heated front seats	■	■	■
Ventilated front seats	–	■	■
8-way electrically adjustable driver seat	■	–	–
10-way electrically adjustable driver seat	–	■	■
Extending seat cushion, driver seat	–	■	■
2-way lumbar support, driver seat	■	–	–
4-way lumbar support, driver seat	–	■	■
8-way electrically adjustable front passenger seat	■	■	■
2-way lumbar support, front passenger seat	■	■	–
4-way lumbar support, front passenger seat	–	–	■
2-way electrically adjustable front headrests	■	■	■
Shoulder switch for front passenger seat adjustment	–	–	■
Heated outer rear seats	–	–	■
Fixed rear seat backrests	■	■	–
Electrically reclining rear seat backrest, independent outer rear seats	–	–	■
2-way manually adjustable rear headrests	■	■	■

■ Available as standard.
○ Available as an option.
▣ Available as part of a pack.
– Not available.

INTERIOR COMFORT & CONVENIENCE	COMFORT	EXECUTIVE	LUXURY
3-spoke, leather trimmed steering wheel	■	–	–
3-spoke, leather and wood trimmed steering wheel	–	■	■
Paddle-shift controls	■	■	■
Heated steering wheel	○	○	■
Easy entry and exit function, steering wheel retracts/returns	■	■	■
Easy entry and exit function, driver seat retracts/returns	–	■	■
Illuminated entry system	■	■	■
Ambient lighting	■	■	■
Electrically operated windows with one-touch control	■	■	■
Glass sunroof, electric tilt/slide with manually operated sunroof blind	■	■	■
Automatic air recirculation control	■	■	■
Clean air filter with pollen removal and deodoriser	■	■	■
Electronic climate control with nanoe™ X technology	■	■	■
Electronic climate control, 2-zone	■	■	–
Electronic climate control, 3-zone	–	–	■
Humidity sensor for climate control	■	■	■
Lexus Climate Concierge	–	■	■
Windscreen de-icer (wiper parking area)	■	■	■
Instrument panel inlay, Black Grain	■	–	–
Instrument panel inlay, choice of wood styles	–	■	■
Leather trimmed gearshift knob	■	■	■
Rear seat ski pass-through	■	■	■
Rear side window sunshades, manual	–	–	■
Rear window sunshade, electric	–	■	■
Rear-view mirror, electro chromatic (auto-dimming)	■	■	■
Smart entry and start system	■	■	■
Smart key	■	■	■
Card key	○	○	○
Stainless steel scuff plates with LEXUS inscription, front doors	■	■	■
Temporary spare wheel ¹	■	■	■
Tyre repair kit ¹	■	■	■
Boot lid, electric lift and close with hands-free opening function	–	○	■

■ Available as standard.
○ Available as an option.
□ Available as part of a pack.
– Not available.

¹ Where available, temporary spare wheel is standard instead of a tyre repair kit.

PACKS	COMFORT	EXECUTIVE	LUXURY
Lexus Safety System +¹			
Automatic High Beam (AHB)	■	■	■
Dynamic Radar Cruise Control (DRCC), all speed	■	■	■
Emergency Steering Assist (ESA)	■	■	■
Front cyclist detection, daytime only	■	■	■
Front pedestrian detection	■	■	■
Intersection Turn Assist (ITA)	■	■	■
Lane Tracing Assist (LTA)	■	■	■
Pre-Collision System (PCS)	■	■	■
Road Sign Assist (RSA)	■	■	■
Steering wheel mounted controls, audio /display / phone / voice / DRCC / LTA	■	■	■
Triple LED headlights pack			
Headlights, triple LED	–	□	□
Auto-levelling headlights, dynamic	–	□	□
BladeScan® Adaptive High-beam System (AHS)	–	□	□
Headlight cleaners	■	■	■
Multi Weather Lights	–	□	□

■ Available as standard.
○ Available as an option.
□ Available as part of a pack.
– Not available.

¹ Do not use the Lexus Safety System + instead of normal driving under any circumstances and please read the instructions before operating the system. The driver is always responsible for driving safely.

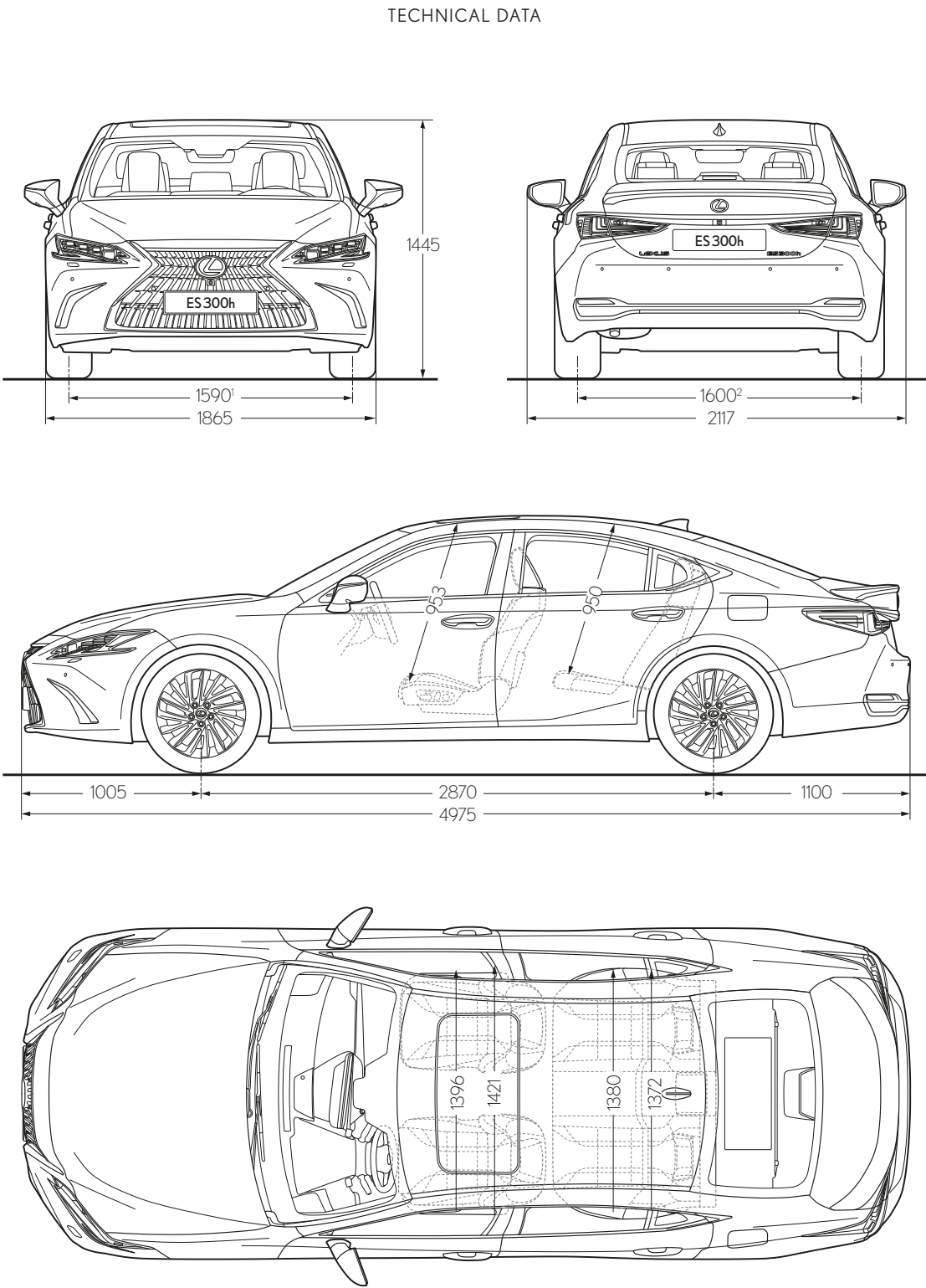
TECHNICAL DATA	
ENGINE	ES 300h
Capacity (cm³)	2487
Cylinders / Valves	L4 / 16
Maximum power (DIN hp @ rpm)	178 @ 5700
Maximum power (kW @ rpm)	131 @ 5700
Maximum torque (Nm @ rpm)	221 @ 3600 - 5200
ELECTRIC MOTOR	
Type	AC synchronous, permanent magnet
Maximum power (DIN hp)	120
Maximum power (kW)	88
Maximum torque (Nm)	202
TRANSMISSION	
Type	Electronic-Continuously Variable Transmission
Drive	Front-Wheel Drive
TOTAL SYSTEM OUTPUT ¹	
Total power (DIN hp)	218
Total power (kW)	160
PERFORMANCE	
Maximum speed (km/h)	180
Acceleration 0-100 km/h (s)	8.9
FUEL CONSUMPTION ² (l/100km)	
Combined	5.4 - 5.1
CO ₂ EMISSIONS ² (g/km)	
Combined	123 - 115
EMISSION STANDARD	
Euro Class	EURO 6d-ISC-FCM
WEIGHTS (kg)	
Gross vehicle	2150
Kerb (min. - max.)	1680 - 1740
CAPACITIES (l)	
Luggage volume ³	454
Fuel tank capacity	50

¹ The combined total power of the engine and electric motor.

² The fuel consumption and CO₂ values are measured in a controlled environment on a representative production model, in accordance with the requirements of the new WLTP European Regulation EC 2017/1151 and its applicable amendments. For each individual vehicle configuration, the final fuel consumption and CO₂ values may be calculated based on the ordered optional equipment. The fuel consumption and CO₂ values of your vehicle may vary from those measured or calculated values, as driving behaviour as well as other factors (such as road conditions, traffic, vehicle condition, tyre pressure, load, number of passengers, etc.) have an influence on a car's fuel consumption and CO₂ emissions. For more information regarding the new WLTP test method, please visit: www.lexus.eu/wltp#nedc

³ Luggage volume is calculated as per the VDA method.

Specifications shown in this brochure are based upon the latest available information at the time of printing. Further technical data, including any updates, can be found at www.lexus.eu.



¹ Figure quoted is for ES models equipped with 18" wheels. For models equipped with 17" wheels, the figure is 1600.

² Figure quoted is for ES models equipped with 18" wheels. For models equipped with 17" wheels, the figure is 1610.

Please note: the dimensions illustrated / noted are measured in millimetres.

BE OUR GUEST

HOW WE TREAT OUR CUSTOMERS IS GUIDED
BY AN ANCIENT JAPANESE PHILOSOPHY OF
HOSPITALITY.

Translated from the Japanese as 'hospitality and polite service', Omotenashi is about much more than excellence of service; it is an ancient concept centred around anticipating the needs of another, even before they arise. Omotenashi influences how we design and engineer our cars at Lexus, and equally how we treat you, the Lexus owner. Not just at the point of sale but over the life of your car. We want you to feel valued in every interaction you have with us. To feel more than a customer.

Whether as a private or fleet driver, you'll experience Omotenashi each time you visit our showrooms. In the warm reception on hand from friendly staff intent on welcoming you as if you were a guest in their home. In the inviting atmosphere and impressive facilities of the lounge, where you can avail of refreshments, catch up on news, enjoy high-speed Internet or carry on with your work. And in the knowledge that our Lexus technicians are working with precision and efficiency to get you back on the road with minimum interruption to your day.

PEACE OF MIND WITH LEXUS RELAX*

Lexus Relax provides you with complete peace of mind even after your manufacturer's warranty expires. Drive away carefree with an extra 12 months warranty every year you service your Lexus with us.

LEXUS EASY MOBILITY SOLUTION*

From financing to insurance, maintenance and even tyres, the Lexus Easy flexible mobility solution is the easy way to drive and look after a Lexus.

It's not only cars that make Lexus unique. It's the philosophy which permeates everything we do and which extends to an ownership experience that makes you feel special. Just as a guest should.

* Lexus Relax and Lexus Easy are not available for all markets.
Please enquire at your local Lexus Authorised Retailer.





DISCOVER MORE ONLINE

Find out more about the ES 300h online. Take time to explore which equipment grade best suits your lifestyle, learn about our world-class service and finance offerings and sign up for our regular newsletter. And if you're interested in how the ES 300h feels to drive, you can book a test drive with your local Lexus Retailer.

Lexus.eu/ES

© 2024 Lexus Europe* reserves the right to alter any details of specifications and equipment without notice. Details of specifications and equipment are also subject to change to suit local conditions and requirements. Please enquire at your local Lexus Authorised Retailer of any such changes that might be required for your area.

Note: vehicles pictured and specifications detailed in this brochure may vary from models and equipment available in your area. Vehicle body colour might differ slightly from the printed photos in this brochure.

For further information please visit our website: www.lexus.eu

Taking care of the environment is a priority for Lexus. We take many measures to ensure that during the lifecycles of our vehicles - from design, production, distribution, sales and service to end-of-life - their environmental impact is minimised. Your retailer will be happy to provide more information on end-of-life vehicle requirements.

* Lexus Europe is a division of Toyota Motor Europe NV/SA.

Printed in Europe, February 2024

