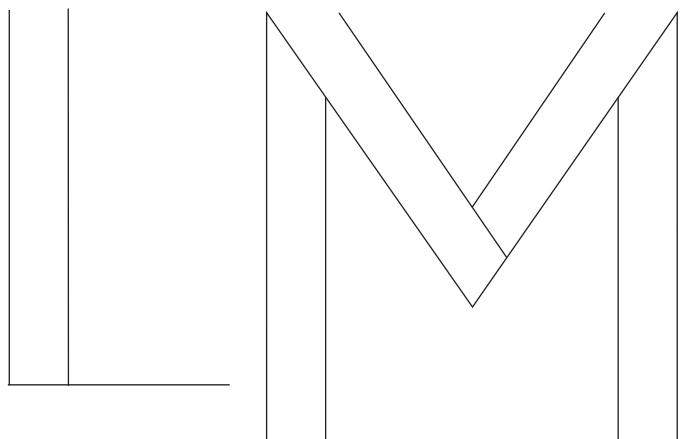




LM

SELF-CHARGING HYBRID





At Lexus, we have a lot to be proud of. A leader in luxury car electrification for nearly 20 years. Over 2 million Lexus Self-Charging Hybrids on the road across the globe. Cars that stand out for their sophistication, proven quality and award-winning reliability.

These are impressive facts, but for Lexus, performance is more than just numbers. And electrification is more than just batteries and motors. It's the chance to define a new kind of driving pleasure, where each journey radiates confidence, control and comfort. With your Lexus responding instantly to your every move, you'll enjoy a luxury that is personal, a luxury rooted in the uniquely crafted connection between car and driver.

Just take a business trip in the all-new LM 350h and you'll know what we mean. It's a completely new type of electrified vehicle in Europe, providing the ultimate luxury of a limousine in the format of a spacious MPV.

This is Lexus Electrified.



01.FEEL AMAZING
Pages 04-07

02.FEEL LUXURY
Pages 08-09

03.FEEL SPECIAL
Pages 10-11

04.FEEL CONNECTED
Pages 12-13

05.FEEL PIONEERING
Pages 14-17

06.MODEL
Pages 18-19

07. GRADES
Pages 20-21

08.FEATURES
Pages 22-27

09. TECHNOLOGY
Pages 28-35

10.COLOURS
Pages 36-37

11. EQUIPMENT
Pages 38-43

12. TECHNICAL DATA
Pages 44-45

13.FEEL VALUED
Pages 46-47

FEEL AMAZING

“Creating a totally new segment of car, the chauffeur-driven LM 350h luxury MPV is built by our Takumi craftspeople and features many breakthrough Lexus technologies.”

TAKAMI YOKOO
LEXUS CHIEF ENGINEER

OUTSIDE DIGNIFIED ELEGANCE, INSIDE PEERLESS COMFORT

TO TRAVEL IN THE NEW LM 350h IS TO REFRESH YOUR
BODY AND SOUL, WHILST STIMULATING CREATIVE
THINKING ON YOUR JOURNEY.

With its unique silhouette and resolute stance, this head-turning new chauffeur-driven MPV (multi-purpose vehicle) offers ample interior space in 7-seat or 4-seat 'Ottoman' versions. In the 7-seater, the middle row of VIP seats offers extra luxury and a third row which can be folded away. The 4-seater is the pinnacle of Lexus luxury, with two rear leather airline seats and features to make every journey supremely comfortable and enjoyable.

RESOLUTE LEXUS DESIGN

To the front a bold Lexus signature grille is juxtaposed by sharper triple-LED headlights that underline the LM 350h's eye-catching look. Side on, blacked out pillars emphasise the windows, space and flowing lines. Extra dynamism comes from the LM's long wheelbase and forged 19" alloy wheels. To the rear, the single-line Lexus LED signature light and new "LEXUS" badge underline the car's futuristic road presence. Four exterior colours - Sonic White, Sonic Titanium, Graphite Black and Sonic Agate - elegantly convey the dignity of this car.

POWERED BY THE WORLD'S MOST ADVANCED ELECTRIC HYBRID

Travelling in the LM 350h Self-Charging Hybrid* is an experience you'll cherish. Enjoy the peace and calm of the luxury cabin, content in the knowledge that this Lexus is producing fewer emissions than a conventional engine. The LM's 4th generation hybrid drivetrain features a 2.5-litre petrol engine that delivers 184 kW of super-smooth power and 160-167 g/km** of CO₂, alongside excellent fuel economy. Sit back as the E-FOUR all-wheel drive system enhances the 'Lexus Electrified' experience.

FLAGSHIP LUXURY

Near perfect peace and comfort were a top priority for the new LM. To achieve this, our development team took as their inspiration the first Lexus LS luxury sedan, a car that marked our breakthrough in silent performance. Tighter clearances have reduced annoying wind sound, while noise-reducing 17" wheels cancel noise at source. On the 4-seater LM, a five-layer headlining is used, making it far easier to hold a conversation. This is aided by the partition which increases sound insulation.

You're enjoying a unique sense of being cocooned, in an immersive space that relaxes both body and soul, freeing your mind for what lies ahead at the end of your journey.

* Please turn to pages 16/17 for further details about Lexus Self-Charging Hybrid.

** WLTP figures. For more information regarding the new WLTP test method, please visit: www.lexus.eu/wltp#nedc





LUXURY IN EVERY DETAIL

AMIDST THE IMPRESSIVE SPACIOUSNESS AND EXCLUSIVE COMFORT, IT'S THE FINER DETAILS THAT SET THE LM APART FROM THE REST.

From the moment you enter the new LM cabin, the lounge-like spaciousness and array of sophisticated equipment on board leave you in no doubt as to the exclusive nature of this car. Yet it's the finer details that give the LM its distinctive character.

In everything you see or touch, you sense this car is the product of human skills, of craftsmen's hands, of expert knowledge honed over decades of experience. These are the fruits of the Takumi, Lexus' celebrated craftspeople, who pour over every inch of the LM to ensure every surface is perfect and every stitch is just as it should be. In a way that machines simply cannot.

You see their amazing skills in traditional crafted materials like the woodgrain on the steering wheel. You can hear it – almost – in the quietness of the cabin, a tribute to the Takumi's fastidiousness in ensuring even the minutest of vibrations has been eliminated. No LM is handed over to its owner until it has been checked, driven, polished and rechecked for the slightest imperfection.

A JAPANESE 'OMOTENASHI' WELCOME

Every LM is imbued with a unique quality, called Omotenashi. An ancient Japanese philosophy of hospitality, which seeks to anticipate a guest's needs even before they do, in the LM it translates into a myriad of features to surprise you along your journey. Via the electronic key, the car greets its guests by smoothly opening the sliding door on the side they approach. The ambient lighting system then casts a choice of 14 colour tones in the cabin, each denoting a particular mood. Omotenashi also finds expression in seats designed to counter head-sway, so passengers have a stable line of sight, and to reduce uncomfortable low-frequency vibrations. Finally, the rear cabin has a sleek overhead console that incorporates door controls, storage for small items and temperature-monitoring sensors. Its central position helps maximise headroom. This is business travel like no other vehicle can offer. This is the amazing new LM 350h.



ENJOY THE FLIGHT

FULLY RECLINED IN AN OTTOMAN MASSAGE SEAT, THE LM 350h INTERIOR RECALLS THE CABIN IN A LUXURY JET.

Created for high-flyers, VIPs and business leaders, the all-new LM 350h chauffeur-driven MPV puts a clear focus on luxury travel. Its sumptuous leather seats and exquisitely crafted interior instantly create a serene welcome, that sets the tone for the journey in store.

FIRST-CLASS BUSINESS TRIPS

Comfortable as an avantgarde living room yet practical like a mobile office, the 4-seater LM has a uniquely airy lounge feel to it. The hand-stitched leather seats feature armrests with touch control panels and embossed Lexus headrests. Rear seats with smart refresh technology have reading lights and fold-away tables. Ventilated/heated seats are also available in the front and second rows, while sunshades on the doors and windows enhance your comfort and privacy. Your driver can use the overhead control panel to operate the sliding doors and tailgate, providing a sophisticated welcome as guests approach.

RELAX IN AN OTTOMAN OTTOMAN SEAT

The exclusive four-seat configuration is perfectly suited to the chauffeured needs of business leaders. To the rear you'll find two high-back, first-class airline seats, ergonomically shaped for superior comfort. As the seats fully recline to fully horizontal beds, the cushions and seatback feature integrated air bladders to massage thighs, back and shoulders, while powered ottoman footrests provide support to the lower legs. Meanwhile, Climate Concierge is monitoring your body temperature to control climate, as the ventilated seats draw cooled cabin air through the seat surface, reducing heat and moisture.

REFRESHMENTS, MAGAZINES, NETFLIX

Compartments on the lower partition allow safe storage of hand luggage and you'll discover fold-away tables in the seat armrests. A 14-litre refrigerator keeps chilled refreshments close at hand, whilst a storage compartment holds your favourite publications or items like tablets. Whether winding down or being creative, you'll appreciate the rear seat entertainment system, with high-resolution, extra-wide 48" screen. A bespoke Mark Levinson 3D Surround Sound reference audio system featuring QLS (Quantum Logic Surround) has been designed for both versions of the LM. The 23-speaker array in the four-seat model and a 21-speaker system in the 7-seater both provide sound reproduction quality of the highest standard, creating the effect of a home theatre system. Fusing traditional 'Takumi' crafted materials with the world's most advanced technology, there's little to compare with being driven in the LM 350h. This is more luxury jet than MPV.



TECH LEADER

PROTECTING ALL ON BOARD WITH 3rd GENERATION LEXUS SAFETY SYSTEM + AND FORWARD-THINKING CONNECTIVITY.

At Lexus, nothing matters more than your safety and it shows in the all-new LM 350h. Engineered to achieve a class-leading safety rating, it harnesses the latest in artificial intelligence and smart technology.

NEXT-LEVEL SAFETY TECHNOLOGY

The pioneering 3rd generation Lexus Safety System + gives your driver constant support, monitoring the road ahead, warning of impending danger and, where required, intervening in milliseconds to avoid a collision. The clever Proactive Driving Assist supports and even intervenes with pedestrians and obstacles, while Driver Monitor emits an alert, or may decelerate and stop, if it detects the driver is drowsy or distracted at the wheel. The ingenious award-winning Safe Exit Assist automatically prevents doors from opening if traffic like cars or bicycles is approaching too close from behind.

INTELLIGENCE IN THE CITY

For easier driving in confined spaces, the Digital Panoramic View Monitor creates a virtual 3D image of the car, displaying the scene from above, with on-screen guides to assist close-quarter manoeuvring. Also available on the new LM, Advanced Park scans the surroundings before parking and even allows your driver to save spaces that are used frequently. When you get to your destination, Remote Park helps park the LM using your smartphone.

14" TOUCHSCREEN AND LEXUS LINK APP

Perfectly positioned for fast yet relaxing interaction, this 14" HD touchscreen is one of the largest available and allows access to information like navigation, audio and climate control. The Lexus Link app offers a new world of connectivity to complement our unique 'Omotenashi' service experience. Its smart features including driving analytics, Find My Car - which locates and guides you back to the LM - and notifications if car windows are left open or headlights left on. And your driver can even defrost the front windscreen remotely.

IN-FLIGHT ENTERTAINMENT

Entertainment comes as standard on the LM. On the 4-seat version, the stunning 48" ultrawide display provides a personalised rear seat space experience with a range of display options to suit your requirements. A rear multi-operation panel in the rear console enables intuitive operation. Immersed in a technical business presentation or enjoying a HD widescreen movie, you're experiencing something unique in a car. Available on the 7-seater LM, the multimedia display offers large and clear image definition. With a minimalist design, the 14" display fits seamlessly into the rear overhead console. A control panel in the second-row seat armrest enables intuitive operation at hand.

Equipped with both world-first safety technologies and breakthrough connectivity, Lexus engineers have created a flagship luxury MPV that reassures wherever you venture.





FEEL PIONEERING

POWERING THE DREAM

In the 1990s, thirsty petrol or diesel engines were the unchallenged norm for luxury cars. As the millennium turned, the world was waking up to global warming and the need to reduce emissions through electrification. A new drivetrain solution was required. And the first luxury carmaker to step up to the mark was Lexus. With all key hybrid components developed and manufactured in-house, our electrified hybrids have proved themselves to be uniquely refined, exhilarating to drive and exceptionally strong. Two decades on, our dream at Lexus of low-emission luxury travel has long become a roadmap. And with each electrified car we launch, the final destination edges ever closer.



A PIONEER AND LEADER IN LUXURY CAR ELECTRIFICATION

Since the launch of our first luxury sedan over 30 years ago, Lexus has become a synonym for exceptional design, quality and refinement. Perhaps most importantly, we're also a pioneer and leader in luxury car electrification. A company that never stops innovating and working to anticipate drivers' needs. It's this unique approach that resulted in the world's first luxury hybrid in 2005 – the RX 400h SUV.



FEEL PROGRESSIVE

SELF-CHARGING HYBRID, PLUG-IN HYBRID OR ALL-ELECTRIC

Today, Lexus offers Self-Charging Hybrid, Plug-in Hybrid and All-Electric models, with the majority of premium hybrids on the road sporting the Lexus badge. No other luxury carmaker can rival our experience in developing, building, servicing and recycling hybrids. Our Self-Charging Hybrids do not require plugging in and are capable to drive using no petrol when in Electric Vehicle (EV) mode.

Spearheading our new 'Lexus Electrified' vision, we introduced the first all-electric Lexus, the UX 300e. Marking the next chapter of electrification, the first Lexus Plug-in Hybrid, the NX 450h+, has extended our electrified line-up even further, along with the RZ 450e, built on a dedicated electric vehicle platform.



THE FUTURE IS 'LEXUS ELECTRIFIED'

Despite the tremendous success of the Lexus Self-Charging Hybrid range, resting on our laurels is not an option. Which is why we launched our 'Lexus Electrified' vision and the LF-30 'electrified' concept. Created to transform driving enjoyment to the next level, 'Lexus Electrified' is an integrated approach to electric powertrains, advanced posture control and other electrification technologies. Demonstrating our vision, the LF-30 'electrified' concept's bold exterior and driver-centric cockpit embody everything that 'Lexus Electrified' stands for. Benefitting from over two decades of electrification experience, with its four in-wheel electric motors, steering-by-wire and Lexus Advanced Posture Control, it delivers a driving experience like no other.



FEEL RESPONSIBLE

NEAR SILENT AT CRUISING SPEEDS

Lexus Self-Charging Hybrids are smooth and relaxing to drive. At higher speeds, the ultra-smooth petrol engine cuts in quietly and receives assistance from the electric motor(s) when required. With the engine running at optimal speed, surplus power can be used to charge the battery. Alongside low emissions and fuel consumption, this near perfect distribution of petrol and electric power also provides the extraordinary driving enjoyment which characterises the LM 350h.

ALL-ELECTRIC AT LOWER SPEEDS

When you start off and at lower speeds, the powerful front electric motor (and rear electric motor on All-Wheel Drive models) propels the LM 350h, with electric power supplied by the hybrid battery. At this point you are enjoying near-silent 100% electric driving for a short distance.

FEEL THE POWER OF THE WORLD'S MOST ADVANCED HYBRID TECHNOLOGY

WHAT IS A LEXUS SELF-CHARGING HYBRID?

Combining the power of an ultra-smooth petrol engine with one or more advanced electric motors, Lexus Self-Charging Hybrids have always set the benchmark for electrification of luxury cars. For your convenience, Lexus hybrids charge themselves while you drive, slow down or brake, meaning you never have to plug them in or worry about battery range. Sit back and enjoy an amazing blend of power and smoothness in the LM 350h Self-Charging Hybrid, content in the knowledge that your Lexus is more efficient and is producing fewer emissions than a conventional engine.

WHY IS ELECTRIFICATION IMPORTANT?

In order to curb greenhouse gases, we believe that effective vehicle electrification is essential. Since the launch of the RX 400h in 2005, the world's first electrified luxury car, Lexus has taken the initiative in developing and promoting the widespread use of advanced self-charging hybrids. As well as reducing the emissions of our cars, by 2050 we plan to achieve ever lower CO₂ emissions from all Lexus manufacturing plants and minimise their water usage.

WHAT IS IT LIKE TO OWN A LEXUS HYBRID?

Be it the LM 350h or any other model within our range, we work hard to ensure your Lexus hybrid is a joy to drive and own. With over 500,000 Lexus hybrids on European roads today, all are built in a dedicated ultra-modern production plant in Japan to the exacting quality standards that consistently net reliability awards across the globe. Aside from the striking smoothness and refinement, you'll appreciate substantially lower running costs – not just fuel, but reduced expenditure on brakes, tyres and other components, thanks to the regenerative braking and advanced power control systems.



REGENERATIVE BRAKING, NO PLUGGING IN

When decelerating, coasting, or when you come to rest, the petrol engine often turns off silently. On braking, or when you take your foot off the accelerator, regenerative braking harnesses your car's kinetic energy (this is wasted in conventional cars). The LM 350h converts this into electrical energy for storage in the hybrid battery, together with power generated whilst driving at higher speeds, which means it never needs plugging in.

RAPID LINEAR ACCELERATION

Lexus Self-Charging Hybrids are fun to drive. When you accelerate hard, the power of the electric motor(s) instantaneously supplements the LM 350h's 2.5-litre petrol engine. Together they deliver a potent surge of torque, providing rapid linear acceleration precisely when you need it.

01. LM 350h SELF-CHARGING HYBRID

Giving comfort and confidence in every driving situation, the LM 350h's Lexus Self-Charging Hybrid seamlessly orchestrates power from a 2.5-litre petrol engine and electric motor(s), delivering 250 DIN hp or 184 kW. The result is acceleration from 0-100 km/h in just 8.7 seconds, alongside outstanding efficiency, with CO₂ emissions of 160-167 g/km* and fuel consumption of 7.0-7.4 l/100 km*. And because the system recharges as you drive, coast or brake, you'll also always enjoy exceptional range.

02. 2.5-LITRE PETROL ENGINE

The LM 350h's all-new 2.5-litre petrol engine makes significant advances on its predecessor, achieving a world-class thermal efficiency of 41%. It adopts the Atkinson Cycle, multi-hole D-4S direct and indirect fuel injection and electric VVT-iE for the intake.

03. PRECISION-ENGINEERED TRANSAXLE

For an incredibly smooth yet responsive drive, the front electric motor, generator and power split mechanism are housed in one sophisticated hybrid transmission. Ultra-compact thanks to its multi-axial arrangement of motor/generator, it delivers the highest efficiency, quietness and performance in class.

04. NICKEL METAL-HYDRIDE BATTERIES

Newly developed/sized for the LM 350h, 4th generation nickel metal hydride batteries contribute to both the spacious interior and the excellent performance. While compact, these batteries boast improved charging performance. The cooling system has also been optimised.

05. POWER CONTROL UNIT (PCU)

Mounted directly above the transaxle, this compact new PCU enables a low-bonnet design which improves aerodynamics and reduces fuel consumption. Whilst compact dimensions and less weight result from circuit board downsizing, the new unit features reduced power losses and enhanced cooling efficiency.



* WLTP figures. For more information regarding the new WLTP test method, please visit: www.lexus.eu/wltp#nedc

7-SEATER WITH ULTRASUEDE® EMBELLISHMENT

- Headlights, triple LED with Adaptive High-beam System (AHS)
- 17" cast alloy wheels, multi-spoke design, 225/65 R17 tyres
- Lexus Link Pro - 14" touchscreen display
- Lexus Link Pro Embedded Hybrid Navigation*
- 21-speaker Mark Levinson® Reference 3D Surround Sound System
- 14" rear entertainment display, ceiling mounted
- Semi-aniline leather upholstery, front and 3rd row seats
- L-aniline leather upholstery, rear seats
- Rear massage and relaxation seats
- Heated and ventilated rear seats with heated armrests and ottoman



7-SEATER WITH BRIGHT INTERIOR PACKAGE**

- Headlights, triple LED with Adaptive High-beam System (AHS)
- 19" forged alloy wheels, multi-spoke design, 225/55 R19 tyres
- Lexus Link Pro - 14" touchscreen display
- Lexus Link Pro Embedded Hybrid Navigation*
- 21-speaker Mark Levinson® Reference 3D Surround Sound System
- 14" rear entertainment display, ceiling mounted
- Semi-aniline leather upholstery, front and 3rd row seats
- L-aniline leather upholstery, rear seats
- Rear massage and relaxation seats
- Heated and ventilated rear seats with heated armrests and ottoman



4-SEATER WITH ULTRASUEDE® EMBELLISHMENT

- Headlights, triple LED with Adaptive High-beam System (AHS)
- 17" cast alloy wheels, multi-spoke design, 225/65 R17 tyres
- Lexus Link Pro - 14" touchscreen display
- Lexus Link Pro Embedded Hybrid Navigation*
- 23-speaker Mark Levinson® Reference 3D Surround Sound System
- 48" ultrawide rear entertainment display, rear centre
- Semi-aniline leather upholstery, front seats
- L-aniline leather upholstery, rear seats
- Rear massage and relaxation seats
- Heated and ventilated rear seats with heated armrests and ottoman



4-SEATER WITH BRIGHT INTERIOR PACKAGE

- Headlights, triple LED with Adaptive High-beam System (AHS)
- 19" forged alloy wheels, multi-spoke design, 225/55 R19 tyres
- Lexus Link Pro - 14" touchscreen display
- Lexus Link Pro Embedded Hybrid Navigation*
- 23-speaker Mark Levinson® Reference 3D Surround Sound System
- 48" ultrawide rear entertainment display, rear centre
- Semi-aniline leather upholstery, front seats
- L-aniline leather upholstery, rear seats
- Rear massage and relaxation seats
- Heated and ventilated rear seats with heated armrests and ottoman



* Premium Connectivity pack is included with Lexus Link Pro for the first 4 years of ownership, and renewable thereafter on a subscription basis.
** 6-seater shown, otherwise identical to the European 7-seater

01. 19" ALLOY WHEELS

This wheel is forged to convey a premium feel through the intricate details in the intersecting multi-spoke mesh.

02. 17" ALLOY WHEELS

This low-noise wheel features a multi-spoke design expressing larger surface areas and openings with an eye-catching surface finish on the perimeter to emphasise presence.

03. NEW SPINDLE BODY / LEXUS SIGNATURE GRILLE

The key for the exterior design was to bring next-generation Lexus design to the MPV segment. Here our designers undertook the challenge of incorporating the new Lexus 'spindle body' design identity into the new LM. This resulted in improved grille integration that communicates a sense of electrified power and a low centre of gravity for a stable, confident look.

04. SIDE DESIGN

The roof, shoulders, and lower chrome-plated moulding have a pleasing flow from front to back, accentuating the car's sleek stance and dynamic purpose. The blacked out front and rear pillars emphasise an open feel and pleasing flow lines, while the low horizontal belt line enhances the view from the rear seats.

05. POWER SLIDING DOORS

Controls for the power sliding doors, integrated in the overhead console, enable the driver to open and close the sliding doors and back door, providing a warm welcome as VIPs approach. In the same way, when you're carrying the Electronic Key, the LM welcomes you by unlocking and opening the power sliding door on the side you are approaching with one touch of the key or the door handle and closing the door with another touch. A jam protection system helps prevent obstacles getting pinched in the doors.

06. ADVANCED AERODYNAMICS

The new LM boasts excellent aerodynamics, thanks to a near-flat underbody and extensive wind tunnel testing. To refine airflow even further, Lexus designers and engineers worked on the shape of the lower front spoiler, airflow in the wheel arches, the shape of the car's sides and the lower rear bumper. The result is even greater vehicle stability, with reduced noise and drag.

07. E-LATCH

Inspired by the grace of Japanese Shoji doors, and available on the LM, E-Latch is a switch-activated and powered door release system that allows the door open in one smooth movement.

08. LEFT/RIGHT MOONROOF

Left and right independent glass roofs are available above the rear seats, which help enhance the open and airy feel in the rear seat area.

09. TRIPLE LED BEAMS / FULL DRL

Sleeker, sharper and more horizontal, these stunning 3-projector LED headlights convey a highly distinctive impression in a simple design. Upper/lower arrowhead signature lamps strengthen the Lexus brand identity whilst fade-in illumination control for daytime running lights creates beautiful light transitions.

10. LEXUS SIGNATURE REAR BLADE LIGHT


To ensure brand consistency on the new LM, the lamp design inherits the Lexus signature L-shaped LED light bar. For the rear combination light, the unique layout consists of an additional bar lamp on top of the L-signature bar lamp, offering excellent visibility and reinforcing the vehicle's class.

11. LEXUS REAR LOGO

Creating a modern and easily recognisable new look, the redesigned LEXUS logo is located at the centre of the vehicle with the model logo on the lower right.

12. POWER TAILGATE

An exceptionally fast and responsive remote-controlled tailgate ensures convenience, especially when your arms are laden with shopping bags. Inside, ample luggage space can accommodate a range of luggage to meet the occupants' changing needs, including golf bags and suitcases.



01. THE 7-SEATER

The inspiration for the development of the new Lexus LM was the increasingly diverse lifestyles of customers in the luxury segment. The 7-seat version provides exceptional spaciousness for driver and up to six passengers with excellent visibility, its expansive trim and overhead consoles throughout the cabin creating a bespoke feel for all passengers. Featuring exquisite craftsmanship based on a human-centred approach, the interior presents a relaxing, lounge-like environment by taking advantage of the generous interior height of the vehicle and offer an airy, comfortable space.

02. SEAT DESIGN*

The large and comfortable seats have armrests equipped with touch panels and headrests embossed with the Lexus logo, expressing the LM's class. The seated view from the second row shows off craftsmanship and utility on the back of the front seats. Large grips are placed behind the front seats to aid vehicle accessibility. The front and rear seats have been designed to offer top-class ingress and egress, support and heating/ventilation.

03. BESPOKE ERGONOMICS*

To provide proper ergonomic support around the waist, a concave shape was conceived for the new LM. The seats embrace each passenger's physique, promoting correct lumbar posture and a snug fit while mitigating pressure points to provide exceptional comfort and support. It also boasts excellent vibration absorption characteristics.

04. AVANT-GARDE COLOURS*

The LM's interior colours conjure up a sophisticated contemporary ambience in line with this new expression of luxury. Ammonite Sand features copper accents on the surroundings, while Black sports grey tone gradations throughout. The clean-cut rectangular door trim is also finished with a subtle pattern.

05. TAKUMI-CRAFTED, OMOTENASHI CABIN*

Drawing on the rich heritage and skills of craftsmanship in Japan, we imbued the new LM with qualities that are both cutting-edge and timehonoured, to enrich individual experiences and quality of life. Alongside craftsmanship, the luxury MPV embraces aesthetic values that embody the Japanese concept of 'Omotenashi', an ancient hospitality philosophy that thoughtfully anticipates individual needs and subtly provides an intuitive feeling of wellbeing. The LM showcases these qualities by fusing Lexus innovation, cutting-edge technology and Takumi craftsmanship in a fresh expression of modern luxury.

06. TAZUNA COCKPIT*

To make the cockpit even more driver-centred, Lexus developed the Tazuna design concept. Taking its name from the Japanese word for 'reins of a horse', Tazuna focuses on direct yet intuitive control. Information sources like the multimedia screen, multi-information display, single-dial meter, centralised gauges and Head-Up Display are all grouped so their content can be read with minimal eye and head movement. Likewise, main switches and controls like Drive Mode Select can be easily accessed.

07. SCULPTED STEERING WHEEL*

As the steering wheel and gearshift can significantly affect the driving experience, designers worked together with a Lexus 'Takumi' craftsman to thoroughly refine these points of contact. For the steering wheel, special focus was placed on the shape and cross-section to give an excellent feel and enhanced steering stability. The thumb rests and touch-sensitive switches were also redesigned.

08. OVERHEAD CONSOLE*

The overhead console above the front seats includes finger-touch controls for the sliding and back doors, and rear moonroof. In addition, it integrates storage for small items, map and down lights, with each switch incorporating a subtly illuminated icon for easy recognition and operation, day and night.

09. AMBIENT MOOD SELECTOR*

With the new Lexus Mood Select feature, you can tailor the LM's ambient lighting to your own mood, from a palette of 64 colours. Based on our L-finesse design philosophy, Lexus interior designers have developed 14 colours that express the emotions and feelings felt when witnessing beautiful natural phenomena.

10. REAR SEAT ENTERTAINMENT

The high-quality entertainment system features a 14" high definition IPS (In-Plane Switching)-LCD display mounted in the ceiling. It delivers exceptionally vivid colours and excellent viewing angles, as well as convenient power open/close and tilt adjustments using a remote control. A fixed system links the front and rear seat zones to share the same content.



* On both 7-seater and 4-seater

01. FIRST-CLASS SEATS, BOTH WITH MASSAGE FUNCTION

The two rear seats feature independent seats exclusive to the 4-seater model. The functionality of the seats epitomises the meticulous pursuit of comfort, providing a supremely relaxing environment regardless of the temperature. The maximum recline angle has been calculated for optimum relaxation. Switches to recline the seats are integrated into the side of the seats to enable easy control even when fully reclined. The seats also feature air bladders in the cushion and seatback that inflate to massage the occupant's thighs, back and shoulders, controlled by seven programs for different body parts.

02. POWER OTTOMAN, HEATED

The power ottoman on the rear seats provides generous support to the lower legs so the occupant can relax in refined and heated comfort. The ottoman control automatically extends it fully when it is being raised and retracts it to stow it away.

03. CENTRAL BULKHEAD

The 4-seater model raises the level of privacy, featuring a bulkhead that separates the front and rear compartments. The upper portion houses a retractable glass window with dimming function, offering two levels of privacy without sacrificing the feeling of airiness. Below is a large 48-inch widescreen display for the rear seat passengers that can be used for a variety of purposes including online meetings and entertainment with the advanced audio system.

04. REFRIGERATOR

Anticipating the desire for a cooling drink, the opportunity to relax and even to celebrate, the 14-litre refrigerator in the centre of the lower partition keeps a selection of drinks chilled and close at hand.

05. BRIEFCASE STORAGE

Convenient storage integrated on both the left and right sides of the lower partition makes it easy to store and secure attaché cases and handbags, keeping important items in sight and conveniently close.

06. STORAGE COMPARTMENT

Integrated into the rear console, the tilt door on this storage compartment can be easily opened from the comfort of the rear seats to access and store A4-size magazines, newspapers, tablets and other personal possessions.

07. READING LAMPS

The ambience of being in a private study is reinforced by the individual lighting. Rear personal lamps provide illumination in a variety of situations including ingress and egress at night, using devices and checking items in the cabin. They are supplemented by reading for gentle, directed illumination around the hands.

08. VANITY MIRRORS

Vanity mirrors with LED lighting for rear seat passengers are integrated into the ceiling. The angle of the mirrors can be adjusted to enable passengers to check and adjust their makeup or clothes. In the front seats, the mirrors are integrated into the sun visors.

09. VENTILATED SEATS / SEAT HEATERS

The second-row seats use a suction system to draw cabin air cooled by the air conditioning system through the seat surface, effectively reducing heat and moisture to ensure a direct refreshing feel. In cold weather, integrated seat heaters quickly warm the body. Heater vents to each side of the second-row seats complement vents in the ceiling and lower partition to provide nuanced control of individual comfort.

10. REAR CLIMATE CONCIERGE

The Rear Climate Concierge, a Lexus first that provides integrated control of elements such as air-conditioning, seat position, sunshades and lighting, helps create an optimal cabin environment for passengers. In addition to four pre-set modes, customisable modes are available to suit the individual preferences of the passengers. The rear multi-operation panel is a detachable touch-screen controller that can be used to independently manage a variety of rear-seat functions including "Rear Climate Concierge", but also the seats, audio and lighting.

11. LUXURY EQUIPMENT

The new LM has been developed with an emphasis on creating a naturally relaxing indoor environment that meets the diverse needs of customers, should they wish to relax as if in a hotel suite, or use their time for business purposes as if in a private study. The retractable table, which fits inside the armrest, is large enough to house a tablet device or notebook PC. It has a leather-wrapped surface with improved texture and a nonslip, non-scratch finish.



01. LEXUS LINK PRO

Much faster and easier to use, the LM 350h's extra-large front 14" touchscreen comes with Lexus Link Pro and embedded hybrid navigation.

02. EXTRA LARGE 14" TOUCHSCREEN

Perfectly positioned for relaxing interaction while you or your chauffeur drives, this 14" High Definition touchscreen allows you to access information like navigation, audio and climate control.

03. "HEY LEXUS" VOICE ASSISTANT

Artificial Intelligence and the cloud work together in the clever Lexus Voice Assistant, which spares you grappling with buttons while concentrating on the road ahead. This newly developed "Hey Lexus" voice assistant understands natural language and the context of statements such as "I'm hungry" or "I'm cold" and can even recognise which front passenger is speaking. You can also customise your trigger name or ask the Lexus Voice Assistant to perform tasks like opening a window.

04. ONLINE SERVICES

To enhance your driving experience or as an aid for your chauffeur, web services such as online traffic, on-street & off-street parking real-time availability, weather forecasts and access to your web browser are all provided.

05. SMARTPHONE INTEGRATION

With Android Auto® or wireless Apple CarPlay®, the new LM allows you to easily display and access many of your smartphone's apps on the 14" touchscreen or 14"/48" rear displays.

06. LEXUS LINK CONNECTED SERVICES

Welcome to the Lexus Link app, a new world of connectivity created to complement our unique 'Omotenashi' service experience. Its smart and bespoke features help plan a journey, find a parking space, schedule a service or even improve your driving style. Transform your time with the new LM, using services like:

- Driving Analytics: Tracks your journeys, driving style and lets you record business trips
- Hybrid Coach: Helps you or your chauffeur drive your LM 350h more efficiently
- Find my Car: Locates and guides you back to your Lexus
- Share to Car: Lets you plan a route on another device and send it to your Lexus
- eCare: Lets you manage the service and maintenance of your LM
- Warning Lights: Explains the meaning of each warning light and any action that needs to be taken
- Car status: Sends a notification if the car windows are left open or headlights left on. You or your chauffeur can also check that the car is locked
- Remote Control: Remotely defrost the windscreen or lock and unlock the LM, from the comfort of your home or office

07. LEXUS LINK PREMIUM CONNECTIVITY

As an LM owner, you enjoy all the benefits of the Lexus Link Premium Connectivity pack. It includes features such as:

- Cloud-based navigation & Voice Assistant
- Road Events & Real Time Traffic information
- On- and off-street parking availability
- Remote Climate: Remote control of air conditioning





01. EXTRA-WIDE 10" HEAD-UP DISPLAY

LM 350h (7-seater) driving data is projected in colour directly onto the windscreen. This 10" Head-Up Display lets you check navigation, safety features, information and audio settings without taking your eyes off the road. Operation is easy, thanks to touch switches on the steering wheel.

02. MULTI-INFORMATION DISPLAY

This colour TFT (Thin Film Transistor) display is integrated into the main driving instruments and keeps you or your chauffeur informed about all key data including safety warnings and navigation directions. For a more dynamic and engaging experience, the display will also adjust its look and content depending on which driving mode is engaged.

03. 23-SPEAKER MARK LEVINSON® (4-SEATER)


The near-silent LM 350h 4-seater cabin provides the perfect setting for the bespoke new 23-speaker Mark Levinson® Premium Surround Sound audio. Developed with our exclusive audio partners, Mark Levinson, the system is optimised for the car's interior architecture. Delivering a peerless 7.1-channel home-theatre experience using a new 3D Surround Mark Levinson® Surround System and Quantum Logic Immersion, ClariFi analyses the compressed sound source and complements lost data for exceptional sound quality. Enhancing the concert hall experience even further, speakers are arranged on the MPV's broad ceiling, creating a three-dimensional sound stage. The bulkhead speakers, located above the 48" screen to be closely aligned with your ears, produce rich and powerful sound, vividly expressing the atmosphere of the original music. Finally, a Blu-ray player built into the bottom left side of the partition plays Blu-ray Discs, DVDs and CDs.

04. 21-SPEAKER MARK LEVINSON® (7-SEATER)

The speaker layout on the 7-seater minimises front-rear localisation variability and provides precise stereophonic sound with excellent spread. Speakers are arranged on the LM's broad ceiling and the 3D surround sound system is used. As on the 23-speaker system, the following measures help to ensure enhanced sound pressure in the mid/low-tone range: door rigidity increased; speaker unit magnetic circuit changed to increase efficiency ceiling centre speaker; instrument panel side speaker diameter enlarged.

05. WIRELESS CHARGER / EIGHT USB SOCKETS

You can charge compatible smartphones or other electronic devices using the inductive wireless battery charger. 50% faster, it is conveniently positioned in the centre console pocket. To keep your devices charged and connected, the LM has up to eight USB sockets.



01. 3RD GENERATION LEXUS SAFETY SYSTEM +

The all-new LM benefits from the advanced active safety and driver assistance systems featured in the latest 3rd generation of Lexus Safety System +, with upgraded and additional functions offering increased accident risk detection. These include a new Driver Monitor to check drivers for signs of fatigue or distraction and Proactive Driving Assist with steering assist, which uses the front camera to determine the angle of a bend, adjusting the steering force when approaching a turn.

02. ENHANCED PRE-COLLISION SYSTEM

Alongside detecting motorcycles during daytime, the enhanced Lexus Pre-Collision System allows more potential collisions to be avoided, such as at left/right turns, and with cut-in traffic. It can also recognise collision risks with oncoming traffic or crossing pedestrians when making a turn at a junction. The ability to avoid impacts is increased by Emergency Steering Assist.

03. DYNAMIC RADAR CRUISE CONTROL

This system uses a millimetre-wave radar sensor and camera to detect the vehicle in front and maintain an appropriate distance. If the vehicle in front comes to a halt, the LM will stop too. When the vehicle moves off again, you will too. It quickly recognises traffic cutting in front and, in conjunction with Lane Trace Assist, follows a more natural line through bends. Dynamic Radar Cruise Control will also prevent you from driving inside a slower vehicle driving in the outside lane.

04. EMERGENCY STEERING ASSIST

Should you try to avoid a pedestrian close to or in your driving path when a collision is imminent, Emergency Steering Assist will support your steering movements to enhance the car's stability and prevent accidental lane departure.

05. PROACTIVE DRIVING ASSIST WITH ACTIVE STEERING ASSIST

Equipped with our latest Obstacle Anticipation Assist system, the LM's pioneering new Proactive Driving Assist with Active Driving Assist technology monitors road users and objects ahead, and proactively controls brakes and steering to keep a safe distance from them. Additionally, Deceleration Assist helps when releasing the accelerator before a bend or preceding vehicle, allowing smoother and safer deceleration. The system also detects curves ahead and adjusts the steering assist force to facilitate safe and precise steering.

06. LANE TRACE ASSIST

Advanced Lane Trace Assist helps keep the LM in the centre of the lane, uses 'natural lane trace' functionality and provides assistance when driving around bends.

07. EXTENDED SAFETY PACKAGE

While Lexus Safety System + is fitted as standard on all European models, owners can also choose an Extended Safety Package which offers selected autonomous driving features. These include the new Lane Change Assist and Front Cross Traffic Alert. On motorways, with activation of the turning signal as a cue, the latter allows the LM to perform automatic lane change using Dynamic Radar Cruise Control. Front Cross Traffic Alert assists in making driving safer at intersections by detecting approaching vehicles from left or right which might be hidden in blind spots and warns the driver via the Head-Up Display and the central multimedia display.

08. ROAD SIGN ASSIST

Upgraded Road Sign Assist (RSA) recognises traffic signs and provides information to the driver via the multi-information display. When linked to Dynamic Radar Cruise Control, the car's speed can be adjusted according to the speed limit recognised by RSA.

09. AUTOMATIC HIGH BEAM

Automatic High Beam detects oncoming vehicles at night and automatically dips the high beam headlights, reducing the danger of accidentally dazzling other drivers and allowing you concentrate on the road ahead.

10. ADAPTIVE HIGH-BEAM SYSTEM

An LED activated AHS (Adaptive High-beam System) is available on the new LM. The system uses a monocular camera sensor located on top of the vehicle to detect light from vehicles in front and automatically optimises the headlamp light distribution so that the high beams do not directly illuminate preceding or oncoming vehicles. Twelve independent LED chips in the headlamp on one side are enabled/disabled for precise control of the illuminated and non-illuminated areas. AHS reduces driver workload by eliminating the need to turn the high beams on and off and helps provide an excellent field of view while driving at night.

LEXUS SAFETY SYSTEM +

01

02

03

04

05

06

07

08

09

10

01. EXTREMELY STRONG PLATFORM

The new LM is built on our GA-K platform, but with a distinctive set-up: the rear has been redesigned to extend the wheelbase but also integrate additional cross members and braces to increase rigidity. This extra rigidity has allowed Lexus engineers to tune the suspension more accurately, improving both performance and comfort. Thanks to the long wheelbase the overall length, the track is wider and the wheels larger, making for a more confident stance and grip.

02. SRS AIRBAGS

In addition to an immensely strong passenger safety cell, occupant protection is enhanced by six SRS airbags: a dual-stage airbag for the driver; single-stage airbag for the front passenger; side airbags on the front seats and curtain shield airbags that run the full length of both cabin sides.

03. DRIVER MONITOR

Driver Monitor uses a camera mounted above the LM's steering wheel to constantly check the condition of the driver. The system is even able to slow or stop the car if the driver fails to react to alerts.

04. DIGITAL PANORAMIC VIEW MONITOR

For easier driving in confined spaces, the Digital Panoramic View Monitor provides a live 360° view around and pre-recorded view under the car. It also creates a virtual 3D image of your LM, showing the vehicle as if seen from above, with on-screen guides to assist close-quarter manoeuvring and offers the following features:

- Side Clearance View lets the driver check the clearance when passing another vehicle on a narrow road
- Cornering View helps avoid mounting curbs when cornering
- Front Cross Traffic Alert warns of approaching vehicles and obstacles, at the front and sides of the car
- Pre-Collision System & Parking Support Brake warns of a possible collision and will even take preventive action
- A view under the LM helps you drive safely on rougher surfaces

05. DIGITAL REAR-VIEW MIRROR

The Digital Rear-View Mirror displays images from a camera at the rear of the LM. This 2nd generation system features a lighter bezel, wider view and reduced blind spots. It also enhances your view when the rear seats are occupied, the luggage space is loaded to the roof, or weather and visibility are poor.

06. BLIND SPOT MONITOR

Blind Spot Monitor detects vehicles in adjacent lanes that are not visible in the door mirrors up to 60 metres behind your LM. If the driver indicates to change lane and a vehicle enters the blind spot, a warning signal appears in the relevant door mirror.

07. REAR CROSS TRAFFIC ALERT


Rear Cross Traffic Alert helps avoid parking collisions during low-speed reversing. The system monitors the area at the rear of the LM and adjusts speed if it judges there is a possibility of contact with a vehicle. When necessary, the system alerts the driver with a buzzer, a warning on the 14" display and door mirrors, and will even brake if required.

08. ADVANCED PARK

For added peace of mind a breakthrough Advanced Park system is also available, which provides automated control of the steering, shift operation and braking. It uses the car's array of four cameras and 12 ultrasonic sensors to gain an all-round picture of the immediate surroundings. It can also recognise your three most regularly used parking spots. And when leaving a parking space, the system will quickly activate to eliminate annoying waiting time.





09. SAFE EXIT ASSIST

The LM's e-Latch electronic entry and exit system is linked to the car's Blind Spot Monitor. The exclusive Safe Exit Assist function prevents occupants from opening the door in the event of traffic such as cars or cyclists approaching from the rear. Lexus estimates this system can help prevent more than 95% of the accidents caused by door opening.







COLOURS | EXTERIOR

SONIC WHITE 085	SONIC TITANIUM 1J7
	
GRAPHITE BLACK 223	SONIC AGATE 3U3
	

COLOURS | INTERIOR

L-ANILINE LEATHER¹	
	
Black	Ammonite Sand

INLAY

Yabane Herringbone Woodgrain

Please note: due to printing variances, actual paintwork colours may vary slightly from those illustrated.

¹ L-aniline leather upholstery applies to the rear VIP seats only, the front and 3rd row seats' upholstery is semi-aniline leather. 3rd row seats are only available on 7-seater models.

EXTERIOR	7-SEATER	4-SEATER
Body-coloured, unified grille	■	■
Front bumper, Chrome ornament	■	■
Chrome bumper and grille garnish	■	■
Millimetre wave sensor cover, heated ¹	■	■
Headlights, triple LED	■	■
Headlight cleaners	■	■
Auto-levelling headlights, dynamic	■	■
Daytime running lights (DRL), LED	■	■
Cornering lights, LED	■	■
Front indicator lights, LED	■	■
Dusk sensor	■	■
Rear combination lights, LED	■	■
Rear fog lights, LED	■	■
Black front brake callipers with Lexus logo	■	■
Top shade, windscreen	■	■
Acoustic glass, windscreen, front and rear side glass	■	■
Ultra Violet (UV) and heat insulating tinted glass	■	■
Water-repellent glass, windscreen and front side glass	■	■
Infrared Ray (IR) insulating glass, windscreen, front and rear side glass	■	■
Rain sensing windscreen wipers	■	■
Privacy glass	■	■
Door mirrors, electrically adjustable, heated, with reverse tilt function	■	■
Door mirrors, electrically auto-folding, electro chromatic (auto-dimming)	■	–
Rear sliding doors, electric	■	■
Black door handles with Chrome inlay	■	■
Puddle lights	■	■
Body-coloured rocker panel with Chrome ornament	■	■
Chrome door belt moulding and side windows upper frame	■	■
Intelligent parking assist sensors, front and rear ²	■	■
Rear bumper, Chrome ornament	■	■
Rear bumper with hidden exhaust	■	■
WHEELS		
17" cast alloy wheels, multi-spoke design, 225/65 R17 tyres	■	■
19" forged alloy wheels, multi-spoke design, 225/55 R19 tyres	○	○

■ Available as standard.
○ Available as an option.
▣ Available as part of a pack.
– Not available.

¹ Heated sensor covers are equipped only in the Nordics.
² Intelligent parking assist sensors can't be equipped in Svalbard, and Faroe Islands: Parking assist sensors are equipped instead.
³ Remote Park is not available in certain markets. Advanced Park is not available in markets where intelligent parking assist sensors can't be equipped.
⁴ ARFHL is not available in certain markets.
⁵ RCTAB is not available in Svalbard, and Faroe Islands: Rear Cross Traffic Alert (RCTA) is available instead.
⁶ EDSS is available only in Israel.
⁷ LCA is not available in Svalbard.

ACTIVE SAFETY & DRIVING DYNAMICS	7-SEATER	4-SEATER
Acoustic Vehicle Alerting System (AVAS)	■	■
Active brake lights	■	■
Adaptive High-beam System (AHS)	■	■
Adaptive Variable Suspension (AVS)	■	■
Advanced Park with Remote Park ³	■	■
Anti-lock Braking System (ABS)	■	■
Automatic Rear Flashing Hazard Lights (ARFHL) ⁴	■	■
Blind Spot Monitor (BSM) with Rear Cross Traffic Alert and Braking (RCTAB) ⁵	■	■
Drive Mode Select, Eco / Rear Comfort / Normal / Custom / Sport	■	■
Driver Monitoring System	▣	▣
Dynamic Radar Cruise Control (DRCC), all-speed	■	■
Electric Parking Brake (EPB)	■	■
Electric Power Steering (EPS)	■	■
Electronic Brake-force Distribution (EBD)	■	■
Electronically Controlled Braking-Regeneration (ECB-R)	■	■
Emergency Driving Stop System (EDSS) ⁶	■	■
Emergency Steering Assist (ESA)	■	■
EV (Electric Vehicle) mode	■	■
Front Cross Traffic Alert (FCTA)	▣	▣
Front pedestrian detection	■	■
Front cyclist detection	■	■
Front motorcyclist detection, daytime only	■	■
Hill-start Assist Control (HAC)	■	■
Intersection Turn Assist (ITA)	■	■
Lane Change Assist (LCA) ⁷	▣	▣
Lane Tracing Assist (LTA)	■	■
Pre-Collision System (PCS)	■	■
Proactive Driving Assist (PDA)	■	■
Rear pedestrian detection	■	■
Road Sign Assist (RSA)	■	■
Safe Exit Assist (SEA)	■	■
Traction Control (TRC)	■	■
Tyre Pressure Warning System (TPWS) with Auto location	■	■
Vehicle Stability Control (VSC)	■	■

PASSIVE SAFETY

Dual-stage airbags, driver and front passenger	■	■
Single-stage airbag, driver and dual-stage airbag, front passenger	–	–
Curtain shield airbags	■	■
Side airbags, driver and front passenger	■	■
Airbag cut-off switch, front passenger	■	■
Audible and visual seatbelts reminder, front and rear seats	■	■
Seatbelt pre-tensioners, front and rear seats	■	■
i-Size attachment, outer rear seats	■	■
ISOFIX attachment, outer rear seats	■	■

■ Available as standard.
○ Available as an option.
▣ Available as part of a pack.
– Not available.

SECURITY	7-SEATER	4-SEATER
Anti-theft system - siren ¹	■	■
Anti-theft system - immobiliser	■	■
Anti-theft system - inclination sensor ¹	■	■
Anti-theft system - intrusion sensor ¹	■	■
Anti-theft system - Ultra-Wideband (UWB)	■	■
Double door lock	■	■
Auto door locking	■	■
Wireless door lock	■	■
AUDIO, COMMUNICATION & INFORMATION		
12.3" colour multi-information display	■	■
Digital speedometer, high-definition display	■	■
Head-Up Display (HUD)	■	–
Lexus Link Pro - 14" touchscreen display	■	■
Lexus Link Pro Embedded Hybrid Navigation ²	■	■
Lexus Link Standard Connectivity	■	■
Lexus Link Premium Connectivity (4 years) ²	■	■
Bluetooth® mobile phone and audio connectivity	■	■
Smartphone integration (Android Auto™, Wireless Apple CarPlay®)	■	■
Wireless smartphone charger, front centre console	■	–
Wireless smartphone chargers, rear quarter boxes	–	■
21-speaker Mark Levinson® Reference 3D Surround Sound System	■	–
23-speaker Mark Levinson® Reference 3D Surround Sound System	–	■
Rear Seat Entertainment system (RSE)	■	■
14" rear entertainment display, ceiling mounted	■	–
48" ultrawide rear entertainment display, rear centre	–	■
Antenna, shark fin design	■	■
Digital Audio Broadcasting (DAB) radio	■	■
USB port (Type-C), front centre console	■	■
6 USB charging ports (Type-C), front and rear	■	–
8 USB charging ports (Type-C), front and rear	–	■
HDMI port, front centre console	■	■
HDMI port, rear centre console	■	–
HDMI ports, rear centre armrest	–	■
220V socket, rear	■	■
220V socket, luggage compartment	■	■
Active Noise Control (ANC)	■	■
Emergency Response System (eCall)	■	■
Panoramic View Monitor (PVM)	■	■
Steering wheel mounted controls, audio / display / phone / voice / DRCC / LTA	–	■
Steering wheel mounted customizable touch controls	■	–

■ Available as standard.
○ Available as an option.
▣ Available as part of a pack.
– Not available.

¹ Anti-theft systems not available in Israel.
² Premium Connectivity pack is included with Lexus Link Pro for the first 4 years of ownership, and renewable thereafter on a subscription basis.

SEATS	7-SEATER	4-SEATER
Semi-aniline leather upholstery, front seats	■	■
L-aniline leather upholstery, rear seats	■	■
Semi-aniline leather upholstery, third row seats	■	–
Rear captain seats	■	■
Rear massage and relaxation seats	■	■
Driving position memory (seat, steering wheel, outer mirrors) - 3 user profiles	■	■
Rear passenger seat position memory - 2 user profiles	■	■
Heated front seats	■	■
Ventilated front seats	■	■
8-way electrically adjustable driver seat	■	■
4-way electrically adjustable front passenger seat	■	■
4-way lumbar support, driver seat	■	■
2-way lumbar support, front passenger seat	■	■
2-way manually adjustable headrest, front seats	■	■
L emblem embossed on front headrests	■	■
Shoulder switch for front passenger seat adjustment	■	–
Heated rear seats	■	■
Heated ottoman, rear seats	■	■
Heated armrests, rear seats	■	■
Ventilated rear seats	■	■
10-way electrically adjustable rear seats	■	–
8-way electrically adjustable rear seats	–	■
4-way lumbar support, rear seats	■	■
Folding table in rear seat armrests	■	■
2-way electrically adjustable rear headrests	■	–
Fixed rear headrests	–	■
L emblem embossed on rear headrests	■	■
Shoulder switches for rear passenger seat adjustment	■	–
Manually folding, reclining, and sliding third row seats, 50/50 split	■	–

■ Available as standard.
○ Available as an option.
▣ Available as part of a pack.
– Not available.

INTERIOR COMFORT & CONVENIENCE	7-SEATER	4-SEATER
3-spoke, leather trimmed steering wheel	–	■
3-spoke, leather and wood trimmed steering wheel	■	–
Paddle-shift controls	■	■
Heated steering wheel	■	■
Instrument panel, Tahara and suede fabric	■	■
Instrument panel, Tahara ¹	□	□
Steering column, electrically multi-adjustable	■	■
Easy entry and exit function, driver seat retracts/returns	■	–
Multi-colour ambient lighting (64 colours)	■	■
Inei lighting	–	■
Rear-view mirror, electro chromatic (auto-dimming)	■	■
Privacy partition with electrically operated window, dimmable	–	■
e-Latch door lock system, front doors	■	■
Soft closing automatic doors	■	■
Door panel finish, suede	■	■
Door panel finish, Tahara ¹	□	□
Glass sunroof, dual left/right with electrically operated sunroof blinds	■	■
Rear roof lining, Ultrasuede®	–	■
Automatic air recirculation control	■	■
Clean air filter with pollen / PM removal and deodoriser	■	■
Electronic climate control with nanoe™ X technology, front and rear	■	■
Electronic climate control, 4-zone	■	■
Remote climate control	■	■
Lexus Climate Concierge	■	■
Body temperature sensing climate control (via infrared sensor)	–	■
Front centre console, Yabane Herringbone Woodgrain	■	■
Leather trimmed gearshift knob	■	■
Rear seat reading lights, LED	■	■
Rear side window sunshades, electric	■	■
Rear quarter window sunshades, electric	■	■
Smart entry and start system	■	■
Smart key, Ultra-Wideband (UWB)	■	■
Ultra-Wideband (UWB) digital key integration	○	○
Front centre armrest, Tahara and suede fabric	■	■
Front centre armrest, Tahara ¹	□	□
Rear centre armrests, independent captain seats	■	–
Fixed rear centre console with centre armrest	–	■
Cool box, rear centre console	–	■
Temporary spare wheel	■	■
Tailgate, electric lift and close with height memory function	■	■

■ Available as standard.
○ Available as an option.
□ Available as part of a pack.
– Not available.

¹ Optionally available in a pack with Ammonite Sand interior colour selected.

PACKS	7-SEATER	4-SEATER
Lexus Safety System +¹		
Adaptive High-beam System (AHS)	■	■
Driver Monitoring System	□	□
Dynamic Radar Cruise Control (DRCC), all-speed	■	■
Emergency Driving Stop System (EDSS) ²	■	■
Emergency Steering Assist (ESA)	■	■
Front Cross Traffic Alert (FCTA)	□	□
Front pedestrian detection	■	■
Front cyclist detection	■	■
Front motorcyclist detection, daytime only	■	■
Intersection Turn Assist (ITA)	■	■
Lane Change Assist (LCA) ³	□	□
Lane Tracing Assist (LTA)	■	■
Pre-Collision System (PCS)	■	■
Proactive Driving Assist (PDA)	■	■
Road Sign Assist (RSA)	■	■
Bright interior package⁴		
Instrument panel, Tahara	□	□
Door panel finish, Tahara	□	□
Front centre armrest, Tahara	□	□

■ Available as standard.
○ Available as an option.
□ Available as part of a pack.
– Not available.

¹ Do not use the Lexus Safety System + instead of normal driving under any circumstances and please read the instructions before operating the system. The driver is always responsible for driving safely.

² EDSS is available only in Israel.

³ LCA is not available in Svalbard.

⁴ Available with Ammonite Sand interior colour selected.

TECHNICAL DATA	
ENGINE	LM 350h AWD (FWD)
Capacity (cm³)	2487
Cylinders / Valves	L4 / 16
Maximum power (DIN hp @ rpm)	190 @ 6000
Maximum power (kW @ rpm)	140 @ 6000
Maximum torque (Nm @ rpm)	239 @ 4300 - 4500
ELECTRIC MOTORS	
Type	AC synchronous, permanent magnet
Maximum power (DIN hp) front / rear	182 / 54 (182 / –)
Maximum power (kW) front / rear	134 / 40 (134 / –)
Maximum torque (Nm) front / rear	270 / 121 (270 / –)
TRANSMISSION	
Type	Electronic-Continuously Variable Transmission
Drive	E-FOUR (Front-Wheel Drive)
TOTAL SYSTEM OUTPUT ¹	
Total power (DIN hp)	250
Total power (kW)	184
PERFORMANCE	
Maximum speed / Maximum EV speed (km/h)	190 / 125
Acceleration 0-100 km/h (s)	8.7 (9.1)
FUEL CONSUMPTION ² (l/100km)	
Combined	7.4 - 7.1 (7.0 - 6.6)
CO ₂ EMISSIONS ² (g/km)	
Combined	167 - 160 (160 - 149)
EMISSION STANDARD ²	
Euro Class	EURO 6d-ISC-FCM
WEIGHT (kg)	
Gross vehicle ³	2880 / 2870 (2830)
Kerb weight (min. - max.)	2345 - 2355 (2295 - 2305)
CAPACITIES (l)	
Luggage volume - third row seats upright	110
Luggage volume - rear seats upright ⁴	1191 / 752
Fuel tank capacity	60

¹ Combined engine and electric motor(s).

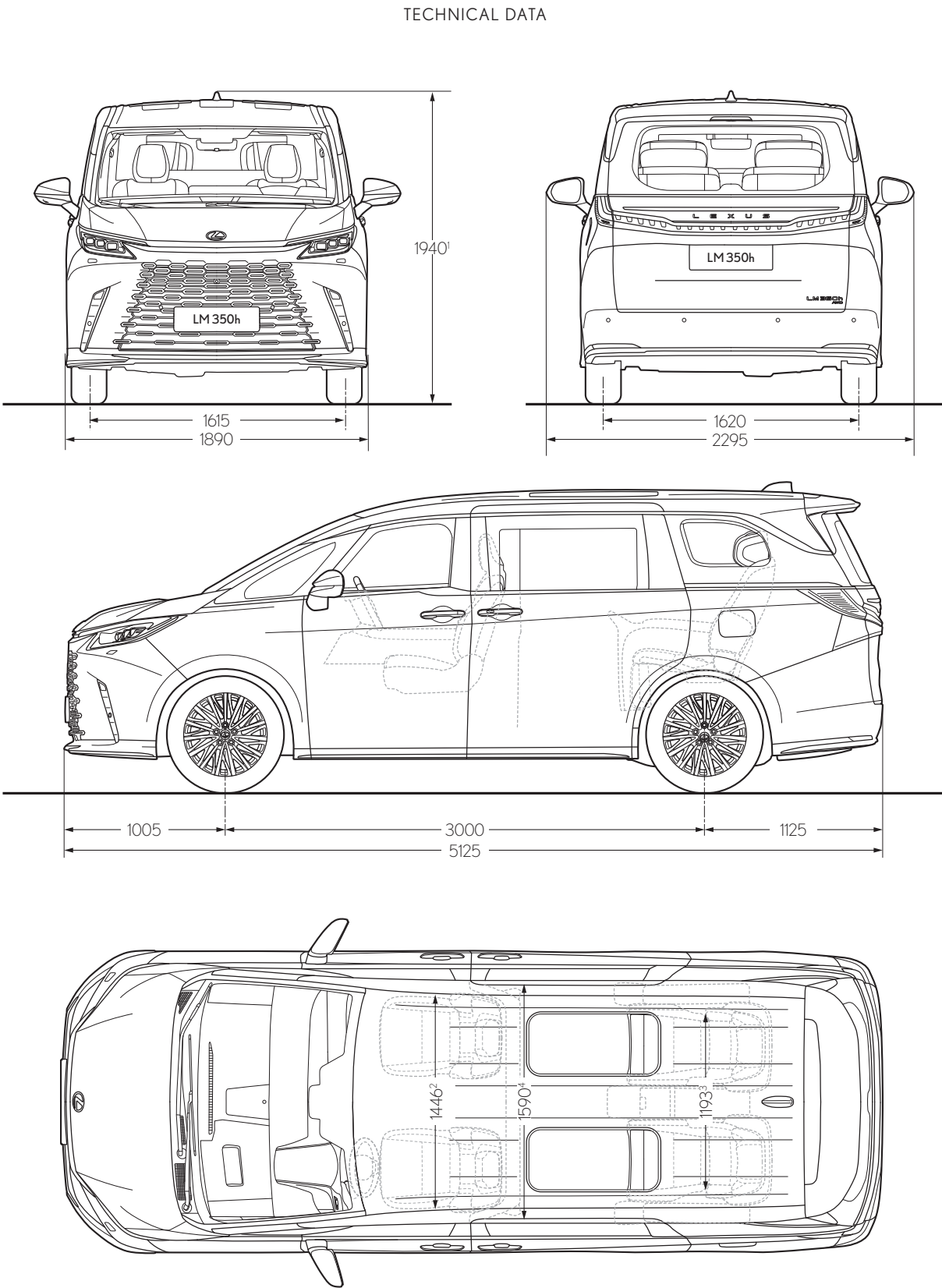
² The fuel consumption and CO₂ values are measured in a controlled environment on a representative production model, in accordance with the requirements of the new WLTP European Regulation EC 2017/1151 and its applicable amendments. For each individual vehicle configuration, the final fuel consumption and CO₂ values may be calculated based on the ordered optional equipment. The fuel consumption and CO₂ values of your vehicle may vary from those measured or calculated values, as driving behaviour as well as other factors (such as road conditions, traffic, vehicle condition, tyre pressure, load, number of passengers, etc.) have an influence on a car's fuel consumption and CO₂ emissions. For more information regarding the new WLTP test method, please visit: www.lexus.eu/wltp#nedc

All emission figures are target values and subject to pending homologation.

³ The gross vehicle weight differs by seating arrangement. First figure shown is for the 7-seater model, second figure shown is for the 4-seater model. The FWD model is only available in 7-seater configuration.

⁴ Figures differ by seating arrangement. First figure shown is for the 7-seater model, second figure shown for the 4-seater model. Luggage volume is calculated as per the VDA method. All figures quoted include the under-floor storage area in the luggage compartment.

Specifications shown in this brochure are based upon the latest available information at the time of printing. Further technical data, including any updates, can be found at www.lexus.eu.



¹ The vehicle height differs by alloy wheel size. The value shown is applicable with 19" alloy wheels. The height is 1930 with 17" alloys equipped.

² The front hip room differs by seating arrangement. The value shown is applicable for the 4-seater model, the value for 7-seater is 1445.

³ The rear hip room differs by seating arrangement. The value shown is applicable for the 4-seater model. The value for 7-seater is 1439.

⁴ The interior width differs by seating arrangement. The value shown is applicable for the 4-seater model. The value for 7-seater is 1655.

Please note: the dimensions illustrated above are measured in millimetres.

BE OUR GUEST

HOW WE TREAT OUR CUSTOMERS IS
GUIDED BY AN ANCIENT JAPANESE
PHILOSOPHY OF HOSPITALITY.

Translated from the Japanese as 'hospitality and polite service', Omotenashi is about much more than excellence of service; it is an ancient concept centred around anticipating the needs of another, even before they arise. Omotenashi influences how we design and engineer our cars at Lexus, and equally how we treat you, the Lexus owner. Not just at the point of sale but over the life of your car. We want you to feel valued in every interaction you have with us. To feel more than a customer.

Whether as a private or fleet driver, you'll experience Omotenashi each time you visit our showrooms. In the warm reception on hand from friendly staff intent on welcoming you as if you were a guest in their home. In the inviting atmosphere and impressive facilities of the lounge, where you can avail of refreshments, catch up on news, enjoy high-speed Internet or carry on with your work. And in the knowledge that our Lexus technicians are working with precision and efficiency to get you back on the road with minimum interruption to your day.

PEACE OF MIND WITH LEXUS RELAX*

Lexus Relax provides you with complete peace of mind even after your manufacturer's warranty expires. Drive away carefree with an extra 12 months warranty every year you service your Lexus with us.

LEXUS EASY MOBILITY SOLUTION*

From financing to insurance, maintenance and even tyres, the Lexus Easy flexible mobility solution is the easy way to drive and look after a Lexus.

It's not only cars that make Lexus unique. It's the philosophy which permeates everything we do and which extends to an ownership experience that makes you feel special. Just as a guest should.

* Lexus Relax and Lexus Easy are not available for all markets.
Please enquire at your local Lexus Authorised Retailer.





DISCOVER MORE ONLINE

Find out more about the new LM and even reserve your car online. Take time to explore which equipment grade best suits your lifestyle, learn about our world-class service and finance offerings and sign up to our regular newsletter. If you're interested in how the new LM feels to drive, you can also book a test drive online with your local Lexus Retailer.

<http://www.lexus.eu/lm>

© 2023 Lexus Europe* reserves the right to alter any details of specifications and equipment without notice. Details of specifications and equipment are also subject to change to suit local conditions and requirements. Please enquire at your local Lexus Authorised Retailer of any such changes that might be required for your area.

Note: vehicles pictured and specifications detailed in this brochure may vary from models and equipment available in your area. Vehicle body colour might differ slightly from the printed photos in this brochure.

For further information please visit our website: www.lexus.eu

Taking care of the environment is a priority for Lexus. We take many measures to ensure that during the lifecycles of our vehicles - from design, production, distribution, sales and service to end-of-life - their environmental impact is minimised. Your retailer will be happy to provide more information on end-of-life vehicle requirements.

* Lexus Europe is a division of Toyota Motor Europe NV/SA.

Printed in Europe, November 2023

